

# Oklahoma County, Oklahoma Annual Comprehensive Financial Report



For The Fiscal Year Ended June 30, 2022

Prepared by the Finance Division of the Oklahoma County Clerk's Office



***OKLAHOMA COUNTY, OKLAHOMA  
ANNUAL COMPREHENSIVE FINANCIAL REPORT***

***FOR FISCAL YEAR ENDED JUNE 30, 2022***

***PREPARED BY THE FINANCE DIVISION  
OF THE OKLAHOMA COUNTY CLERK'S OFFICE***

***Maressa Treat, Oklahoma County Clerk***

**OKLAHOMA COUNTY  
TABLE OF CONTENTS  
ANNUAL COMPREHENSIVE FINANCIAL REPORT  
For the fiscal year ended June 30, 2022**

<b>I. INTRODUCTORY SECTION</b>	<b>PAGE</b>
Letter of Transmittal .....	3
GFOA Certificate of Achievement for Excellence in Financial Reporting .....	12
Elected County Officials .....	13
County Government Organizational Chart .....	14
<b>II. FINANCIAL SECTION</b>	
Report of the Independent Auditors .....	15
Management’s Discussion and Analysis . .....	19
<b>BASIC FINANCIAL STATEMENTS</b>	
Government-wide Financial Statements:	
Statement of Net Position . .....	32
Statement of Activities .....	33
Fund Financial Statements:	
Balance Sheet – Governmental Funds .....	34
Statement of Revenues, Expenditures, and Changes in Fund Balances- Governmental Funds .....	35
Reconciliation of the Statement of Revenues, Expenditures, and Changes in Fund Balances of Governmental Funds to the Statement of Activities .....	36
Statement of Net Position-Proprietary Fund .....	37
Statement of Revenues, Expenses, and Changes in Fund Net Position – Proprietary Fund . .....	38
Statement of Cash Flows-Proprietary Fund .....	39
Statement of Fiduciary Net Position-Fiduciary Funds .....	40
Statement of Changes in Fiduciary Net Position-Fiduciary Funds .....	41
Notes to the Financial Statements .....	42
<b>REQUIRED SUPPLEMENTARY INFORMATION:</b>	
Schedule of Changes in Net Pension Liability and Related Ratios – Defined Benefit Retirement Plan.....	82
Schedule of Employer Contributions – Defined Benefit Retirement Plan.....	83

**OKLAHOMA COUNTY**  
**TABLE OF CONTENTS, continued**

Schedule of Investment Returns .....	84
Schedule of Changes in Total OPEB Liability and Related Ratios .....	85
Schedule of Revenues, Expenditures, and Changes in Fund Balances-Budget and Actual - General Fund .....	86
Notes to the Required Supplementary Information . . . . .	91

**COMBINING AND INDIVIDUAL FUND STATEMENTS AND SCHEDULES**

**Non-Major Governmental Funds:**

Combining Balance Sheet – Non-Major Governmental Funds .....	93
Combining Statement of Revenues, Expenditures, and Changes in Fund Balances - Non-Major Governmental Funds .....	97

**Debt Service Fund:**

Schedule of Revenues, Expenditures, and Changes in Fund Balances-Budget and Actual .....	101
---	-----

**Fiduciary Funds:**

Statement of Fiduciary Net Position – Custodial Funds.....	102
--	-----

**III. STATISTICAL SECTION**

Net Position by Component .....	108
Changes in Net Position .....	109
Fund Balances of Governmental Funds .....	111
Changes in Fund Balances of Governmental Funds .....	112
Assessed Value and Estimated Actual Value of Taxable Property . . . . .	113
Property Tax Rates-Direct and Overlapping Governments .....	114
Principal Property Taxpayers .....	115
Property Tax Levies and Collections .....	116
Ratios of Outstanding Debt by Type . . . . .	117
Ratios of General Bonded Debt Outstanding .....	118
Direct and Overlapping Governmental Activities Debt .....	119
Legal Debt Margin Information .....	121
Demographic and Economic Statistics . . . . .	122
Principal Employers .....	123
Full-time Equivalent County Employees by Function . . . . .	124
Operating Indicators by Function . . . . .	125
Capital Asset Statistics by Function .....	126

*I - Introductory Section*





**MARESSA TREAT**  
**OKLAHOMA COUNTY CLERK**

November 15, 2023

To the Citizens of Oklahoma County and the Honorable Members of the Oklahoma County Budget Board:

We hereby issue the 2022 Annual Comprehensive Financial Report (ACFR) of Oklahoma County for fiscal year ended June 30, 2022. The ACFR provides a comprehensive overview of the county's financial position and the results of operations for the past fiscal year. This report complies with the requirements of state statutes. The Oklahoma County Clerk's Finance Department prepared this report using generally accepted accounting principles (GAAP) and it has been audited by the Office of the State Auditor and Inspector in accordance with generally accepted auditing standards.

This report consists of management representations concerning the finances of the County. Consequently, the responsibility for the accuracy of the data and the completeness and fairness of the presentation, including all disclosures, rests with the County. To provide a reasonable basis for making these representations, the County follows the guidelines of state statute which has established an internal control framework designed to protect the County's assets from loss, theft, or misuse and to compile sufficient reliable information for the preparation of the County's financial statements in conformity with GAAP. The framework of internal controls has been designed to provide reasonable rather than absolute assurance that the financial statements will be free from material misstatements. As management, we assert, to the best of our knowledge and belief, this financial report is complete and reliable in all material respects.

In accordance with Title 19.O.S. 2001 §171, the State Statute requires an annual audit for Oklahoma County. The audit is performed by the Oklahoma State Auditor and Inspector's Office. The audit is required to be performed in accordance with Generally Accepted Auditing Standards, which are established by the Auditing Standards Board and Government Auditing Standards issued by the Comptroller General of the United States. The independent auditor's report is located at the front of the financial section of this report. The auditors also perform a single audit according to the provisions of the "Single Audit Act Amendments of 1996", and Title 2 U.S. *Code of Federal Regulations* (CFR) Part 200, *Uniform Administrative Requirements, Cost Principles, and Audit Requirements for Federal Awards* (Uniform Guidance). The findings and recommendations as a result of the audit, according to Uniform Guidance, are reported under separate cover.

GAAP requires management to provide a narrative introduction, overview, and analysis to accompany the basic financial statements in the form of Management's Discussion and Analysis (MD&A). This letter of transmittal is designed to complement MD&A and should be read in conjunction with it. The County's MD&A can be found immediately following the Report of Independent Auditors.



## **PROFILE OF OKLAHOMA COUNTY**

Situated in the heart of downtown Oklahoma City, the Oklahoma County Courthouse is the hub of many diverse activities. Consisting of a Courthouse Building, a County Office Building, a County Jail, and a Juvenile Justice Center, the government of Oklahoma County employs more than 1,700 people and is a multi-million-dollar operation.

Based on the U.S. Census Bureau, Oklahoma County has an estimated 2019 population of 787,197, making it the most populous county in the State of Oklahoma. The land area of Oklahoma County is 718 square miles. While Oklahoma is known for its oil and gas industry and its agricultural base, Oklahoma County has a diverse economy of manufacturing, aerospace, service, and industrial companies. Additionally, Oklahoma County is the home to Tinker Air Force Base, which is one of the largest depots for aircraft maintenance in the U.S. Department of Defense.

Oklahoma County is a constitutional form of government comprised of eight elected officials. These eight elected officials comprise the Oklahoma County Budget Board. There are three County Commissioners which form the Board of County Commissioners, a County Clerk, a Court Clerk, a Treasurer, a Sheriff, and an Assessor. The County Excise Board, consisting of three appointed members, officially certifies budgets and financial statements for the County as well as certain Oklahoma County municipalities and school districts. The County Clerk is secretary to these public boards. These Boards comprise the management of Oklahoma County and are responsible for the administration of County services and information presented in the Annual Comprehensive Financial Report. All county officials are represented in civil matters by the Oklahoma County District Attorney, who is an elected official representing a state judicial district that encompasses Oklahoma County.

Oklahoma County government is a subdivision of the state government, and all of the powers exercised by the County are those delegated by the State, as authorized by the State Legislature and the State Constitution. The State Auditor and Inspector is charged with the duty of auditing the fiscal matters of Oklahoma County on an annual basis.

### ***Financial Reporting Entity***

The financial reporting entity consists of (a) the primary government, (b) organizations for which the primary government is financially accountable, and (c) other organizations for which the primary government is not financially accountable, but for which the nature and significance of their relationship with the primary government are such that exclusion would cause the reporting entity's financial statements to be misleading or incomplete.

### ***Component Units***

Component units are legally separate organizations for which the elected officials of the primary government are financially accountable. In addition, component units can be other organizations for which the nature and significance of their relationship with the primary government are such that exclusion would cause the reporting entity's financial statements to be misleading or incomplete.

Oklahoma County has three component units - The Oklahoma County Finance Authority, a discretely presented component unit, the Oklahoma County Criminal Justice Authority, a discretely presented component unit and the Oklahoma County Public Buildings Authority, a blended component unit. All three issue separately audited Component Unit Financial Statements (CUFS).

### ***Related Organizations***

The following related organizations are excluded from the financial reporting entity because the County has determined that these entities do not meet the component unit criteria defined previously. Financial statements are available from the respective organizations. Related organizations are Oklahoma County Home Finance Authority, Oklahoma Industries Authority, Oklahoma County Industrial Authority and Oklahoma County Utility Services Authority.

### ***Accountability and Budgetary Controls***

The County has a comprehensive accounting and budgetary system. The County has a balanced budget and complies with requirements of the State Statutes and Oklahoma Constitution. The Budget Board of Oklahoma County has made every effort to comply with the guidelines for the Oklahoma County Budget Act as set out in Title 19, of the Oklahoma Statutes, Sections 1401-1421.

The County has a comprehensive set of internal controls, which are reviewed annually as a part of the audit and routinely by management. The County Clerk and the County Treasurer assist the state auditors in annual routine audits and assist in recommending and implementing new accounting procedures and internal controls.

Additionally, the County maintains budgetary controls to ensure compliance with legal provisions incorporated in the annual appropriated budget. The County Budget Board and the County Excise Board approves annually appropriated budgets for the General Fund and the Debt Service Fund. The level of budgetary control within the fund is by department and classification, described in Note II.A. of the financial statements.

### ***Financial Policies***

Oklahoma County follows the prescribed policies and procedures outlined in Oklahoma law to guide the budgeting and financial practices. The County maintains a financial and budgetary control system whereby expenditures and revenues are tracked in the County's financial system to ensure adherence to the budget. Monthly reports are prepared and presented to the County Budget Board that compare actual revenues and expenditures to budgeted amounts and provide a picture of the County's cash position.

## **FACTORS AFFECTING FINANCIAL CONDITION**

### ***Local Economy and Economic Outlook***

As the largest county in the state and the home of the State Capital, Oklahoma County accounts for 20 percent of the state's population, and 28 percent of the state's labor force. The availability of low-priced real estate, an abundant skilled labor force, a low cost of doing business, and a centralized geographical location make Oklahoma County a prime location for business. These assets continue to be the key to Oklahoma County's growth as reflected in its 7% unemployment rate compared to the state of Oklahoma's rate of 4.4% and the national 5.9% rate as of June 2021.

While the fate of the Oklahoma economy has long been linked to the energy sector, the Oklahoma City metropolitan area economy has become increasingly diverse over the past decade, largely the results of efforts by business and community leaders to better insulate the local economy from the "boom and bust" cycles of the oil industry. The metropolitan area economy is comprised of a dozen major sectors that include education and health services; financial; information; professional and business services; wholesale and retail trade; construction; government; manufacturing; mining; transportation, warehousing, and



utilities, and; leisure and hospitality. The local economy's stability is enhanced by the presence of Oklahoma state government, numerous federal agencies, and Tinker Air Force Base.

The City of Oklahoma City is the largest city in Oklahoma County, and as the hub of the increasingly vibrant, larger Oklahoma City metropolitan area, it continues to serve as an important source of economic stimulus for the county and surrounding region. The emergence of Oklahoma City onto the national scene is rapidly becoming a model for economic revitalization and public/private sector cooperation.

The City of Oklahoma City is the largest city in Oklahoma County, and as the hub of the increasingly vibrant, larger Oklahoma City metropolitan area, it continues to serve as an important source of economic stimulus for the county and surrounding region. The emergence of Oklahoma City onto the national scene is rapidly becoming a model for economic revitalization and public/private sector cooperation.

In 2022, Oklahoma City ranked 2<sup>nd</sup> for Lowest Cost of Living among all reporting large cities over 500,000 population, ranked in the top 10 percent of all cities examined for best cities for young professionals, and according to the latest data from the U.S. Bureau of Labor Statistics Oklahoma City had the second-lowest unemployment rate among major metros with more than 1 million in population in the United States.

The Oklahoma City Streetcar connects downtown OKC to Bricktown, Midtown, and Automobile Alley, passing key landmarks like Scissortail Park, the Convention Center and the downtown Paycom Arena. The vibrant community in Bricktown has a strong history, and it continues to grow. Bricktown was a warehouse district before its restoration, but it now employs more than 1,000 Oklahomans in a variety of capacities and serves as a popular destination for baseball games, nightlife, shopping and so much more. Midtown was originally home to the city's first hospital, first grocery store, first kindergarten and more. Now it is an indubitable epicenter of local shops, restaurants, breweries and more, and boasts a true "live, work, play" neighborhood and a great place to support all kinds of local businesses and concepts. Automobile Alley offers a fantastic destination for individuals with a combination of unmistakable pieces of history and a modern-funk aesthetic created in collaboration between businesses and artists, including a lively art scene, Oklahoma Contemporary, Factory Obscura, and cool street art. In August 2022, Oklahoma City wins the best city for street art for the second consecutive year.

During late 2021 and 2022, OKC small businesses re-emerged out of the pandemic highlighting the different districts, including Automobile Alley, the Farmers District Area, Western Avenue, Midtown, Bricktown, the Stockyard, that make the city unique and an even better place to live and work. A recent research report conducted by Tourism Economics found that visitors to Oklahoma City generated a total economic impact of \$3.8 billion in 2021. The industry generated 31,569 jobs and contributed \$311 million in state and local taxes. The study examined spending in 2021, a rebound year for tourism following a steep decline in 2020.

In April 2022, following more than four years of work on one of the state's largest restorations to date, the First National Center in downtown Oklahoma City re-opened, bringing back a feeling of home for many downtown citizens. Originally built in 1931, the art-deco and neoclassical designed high-rise stands 32 stories tall on the corner of Park Avenue and Robinson Avenue. Listed on the Historic Register and at one time the largest building in Oklahoma City, the 1.1 million square foot property will now include a hotel, barber shop, bars, restaurants, retail, and residences.

In April 2022, Oklahoma City's RIVERSPORT Rapids whitewater center was selected by the International Canoe Federation (ICF) as the site for as many as seven international race events leading up to the 2028 Olympic Games in Los Angeles. The series of events include the 2022 Pan American Canoe Slalom Championships, the 2024 ICF Freestyle World Cup, the 2024 Canoe Slalom Super Cup, the 2024 ICF Canoe Sprint Super Cup and the 2026 International Canoe Federation (ICF) Canoe Slalom World

Championships. The cumulative economic impact of these international race events through 2026 is estimated to be in excess of \$10M. Each world event can attract 400 to 800 athletes from more than 60 countries during pre-event training weeks and during competition. Oklahoma City is playing a significant role in bringing international paddle sports attention to the U.S.

Oklahoma City's Innovation District is an epicenter for collaboration, innovation, opportunity, and economic growth. Claiming 1.3 square miles of the downtown area, the district is home to our city's bioscience sector, along with many other businesses within the aerospace, technology, healthcare, manufacturing, and energy industries. Work has begun on the exciting Convergence development in the Innovation District, and hopes are high that it will contribute to not only the physical fabric of the area but also help create connections between different industry sectors in ways that will spur even more innovation and entrepreneurship. Plans for the first stage of the development call for four main elements, all centered around the existing Beacon of Hope landmark: an office tower along with a retail component, the MAPS 4 Innovation Hall, and a Hilton Curio-affiliated 107-room Stiles Hotel. Stiles Park, OKC's first park, will also be reinvigorated and renovated with an open-air amphitheater and green space. Site-clearing and other initial work has already begun, with an anticipated opening date of summer 2024.

Oklahoma's aviation and aerospace sector continues to soar with a current statewide workforce of more than 120,000 and an impact of \$44 billion. The Greater Oklahoma City region alone boasts about 43,000 aviation and aerospace workers, led by Tinker Air Force Base, and the FAA Aeronautical Center, as well as almost 300 other entities, such as Boeing, AAR, Field Aerospace, Pratt & Whitney, and others. In addition, in September 2022, the FAA Aeronautical Center announced that the Center would soon be the recipient of its largest solar panel project to date. The solar panels – nearly 3,900 of them in all – would be installed on 6.65 acres located inside the Center's property next to Will Rogers World Airport. Not only will the clean energy generated from the solar panels save taxpayer's money, but it also satisfies the goal for federal buildings to be clean and sustainable.

In July 2022, Oklahoma Health Sciences Center (OUHSC) and Oklahoma Medical Research Foundation (OMRF), were granted \$5.5 million from Presbyterian Health Foundation (PHF) for medical research. OMRF will fund research on cancer, heart disease, lupus, genetic mutations associated with hearing loss and neuropathy, autism, and developmental delay through their PHF funding. The medical research facility will also fund projects working to identify new targets for medications that prevent loss of brain cells in Parkinson's patients, and people addicted to methamphetamine; in addition to studies on how a particular type of estrogen may impact the function of cells, and how this estrogen may help reduce Type 2 diabetes and chronic liver disease in males. This additional funding will allow our scientists to focus their efforts on the next medical breakthroughs that will ultimately improve the lives of Oklahomans and beyond.

In August 2022, the Oklahoma City Council gave approval for an Austin, Texas-based robotics manufacturer to continue its quest to seek funding from an OKC business incentive program to expand its operations to Oklahoma City and serve both commercial and military customers more efficiently and effectively throughout the state and region, including Tinker Air Force Base. Wilder Systems, Inc. designed the Agile Manufacturing Robot (AMR) to automate military and commercial aircraft manufacturing tasks, which have been historically performed manually or with very expensive equipment. The robotic system can perform various tasks with little to no manpower, including washing aircraft, drilling and defastening – applications the company has been testing at Tinker since January 2022. In addition to Oklahoma City's proximity to Tinker and other Air Force bases, company officials said they believe OKC is at the epicenter for aircraft manufacturing, which will help them more easily serve clients in nearby aviation and aerospace hubs such as Tulsa, Oklahoma; Amarillo, Texas; Hot Springs, Arkansas; and Wichita, Kansas.

In September 2022, a three-day party celebrated the completion of the MAPS 3 Scissor Tail Park with the opening of the 30-acre Lower Park two years after the upper portion opened.

In November 2022, voters in the Oklahoma City Public Schools District overwhelmingly approved the biggest school bond in the district's history. The \$955-million school bond will impact every one of OKCPS's 66 schools and all its students by providing much-needed resources to improve buildings, technology, transportation and sorely needed capital improvement projects. The average age of a school in the district is 72 years. Nine of those schools are about 100 years old. Just as separate oversight committees have been created to oversee MAPS (Metropolitan Area Projects) initiatives as well as the construction of the new county jail, OKCPS has adopted that same philosophy by creating its own oversight committee to ensure that the district is using the bond dollars as intended. The committee is made up of administration and community members. Construction projects could begin as early as 2023, and any new school project will be completed and slated to open for fall 2026.

The Center for Applied Economic Research (CAER) at Oklahoma State University forecasts that persistently high inflation has caused the Federal Reserve (FED) to begin a course of increasing interest rates. The FED hopes to slow demand sufficiently to reduce inflation without causing a recession, achieving a so-called "soft landing." The FED has only achieved a soft landing once in modern times in 1994. High inflation and low unemployment typically precede the onset of a recession. Our baseline forecast then includes a national recession that begins in the fourth quarter of 2022 and lasts through the first two quarters of 2023.

In recovering from the pandemic losses of 2022, the Oklahoma City (OKC) MSA posted employment growth of 1.7 percent in 2021. This exceeded the corresponding growth of 0.9 percent statewide but fell below the 2.8 percent growth experienced nationwide. Based on data through the third quarter of 2022, the Center for Applied Economic Research (CAER) at Oklahoma State University expects OKC MSA employment to average 4.1 percent higher for the year compared to the average in 2021. This exceeds the expected growth of 2.8 percent for the state and approximately matches the expected 4.0 percent growth for the nation in 2022.

The forecasted national recession is projected to reduce growth in both the state and the Oklahoma City MSA in 2023. OKC MSA employment growth is forecast to decelerate to 0.5 percent for 2023. This compares favorably to a forecast employment decline of -0.4 percent nationally and the forecast of a slight employment increase of 0.1 percent statewide. Part of the reason for the average 2023 employment not declining in the state and the OKC metro area is a forecast of continued growth in energy sector employment.

In its recent October Short-Term Energy Outlook, the US Energy Information Administration forecasts both oil and natural gas prices to modestly decline from their recent highs by the end of 2023, though remaining elevated above their pre-pandemic levels. The war in Ukraine and limited supply responses by the US and OPEC nations are anticipated to support the continued higher oil prices, with the WTI price expected to stay within the \$85 to \$90 range during 2023. Current and projected energy prices make energy production profitable and would be expected to increase energy sector employment in 2023.

OKC Metro's total wages and salaries are forecast to increase by 4.5 percent in 2021, 7.6 percent in 2022, and 4.6 percent in 2023. Metro area population growth is forecast to continue at a pace of 0.9 percent in 2022 and accelerate to 1.2 percent in 2023. According to the repeat purchase index of the Federal Finance Housing Authority, OKC MSA house prices increased 31 percent from the second quarter of 2020 to the second quarter of 2022, below the 39 percent increase for the same period nationally. According to the regional price parities of the US Bureau of Economic Analysis (BEA), housing costs (rental and owner-

occupied) were nearly twenty-seven percent lower in the OKC MSA compared to the average across the nation in 2020.

Turning to Oklahoma County, the comparable total employment percentage change forecasts are 1.9, 3.4, and -0.7 for 2021, 2022, and 2023 respectively. Based on historical income data through 2020, total wage and salary percentage change forecasts are 4.3, 7.4, and 4.4 for 2021, 2022, and 2023, respectively. After increasing by 1.6 percent in 2021, population growth is forecast to slow to 0.7 percent in 2022 and 0.3 percent in 2023. Following growth of 4.2 percent in 2021, retail sales subject to sales tax in the Oklahoma City Metropolitan Area are forecast to grow 2.6 percent in 2022 and decline by 1.3 percent in 2023.

In brief, the OKC MSA and Oklahoma County economies continued their rebound in 2022 from the declines that occurred with the COVID pandemic and the decline in the energy sector in 2020. The energy sector is forecast to weather the expected national recession and longer-term favorable factors are expected to buoy the metro and county economies. The strength of the OKC regional economy reflects the longer-term trend from continued successful Metropolitan Area Projects (MAPS), a favorable housing development environment and low cost of living, location on two major interstate highways, an aerospace cluster, and attraction to millennial college graduates because of the low housing costs and increasing quality of life.

### ***Long-term Financial Planning and Major Initiatives***

In December 2015 a 22-member criminal justice task force was created by the Greater Oklahoma City Chamber as a response to ongoing concerns about Oklahoma County's overcrowded jail facility. The taskforce, made up of private sector business leaders, Chamber leaders, the City Managers of Oklahoma City and Edmond, as well as the Oklahoma City Police Chief, the District Attorney, Public Defender, the Presiding Judge, Sheriff and a County Commissioner, was formed to evaluate Oklahoma County's criminal justice system head-to-toe, from booking procedures throughout the legal process. Their task was to make recommendations to reduce incarceration levels, increase efficiencies, help those with mental and addiction issues, along with improve safety for workers in the jail, as well as keeping the citizens of Oklahoma County safe. The taskforce partnered with the Vera Institute of Justice, a nationally recognized nonprofit justice reform organization from New York. VERA provided research, technical assistance, and demonstration projects to help the taskforce. In December 2016, the Greater Oklahoma City Chamber Criminal Justice Reform Task Force released its reports and recommendations designed to ease overcrowding conditions at the Oklahoma County Jail and improve efficiency and effectiveness of the criminal justice system. Six major areas of reform were identified in the recommendations.

1. Provide governance and oversight of the local justice system.
2. Keep people charged with lower-level offenses out of the jail entirely.
3. Create an effective, evidence-based process for deciding who stays in jail while their case proceeds and who goes home, so that the jail is not filled solely by those who cannot afford cash bail.
4. Improve the processes that move cases through the court system.
5. Create alternatives to jail for people with mental illness and/or substance use disorders.
6. Stop putting people who don't have money in jail for not paying fines, fees, and court costs.

Several of the recommendations have already been implemented at the jail, in the courts and in police procedure.

The Criminal Justice Advisory Council (CJAC) released its fourth annual report for Fiscal Year 2021 with noteworthy progress in several key areas including policy changes in the OKC Police Department, justice-related MAPS 4 projects beginning to take shape, continued decline in the jail population due to successful diversion programs and voter approval of a new jail bond.

In December 2021, the Board of County Commissioners voted to approve all of the Oklahoma County Criminal Justice Advisory Council (CJAC) recommendations regarding a new Detention Center. This included a recommendation to build a new facility at an estimated cost of \$300 million. On June 28, 2022, Oklahoma County voters approved a \$260 million bond package, paving the way for the building of a new jail facility. The jail bond passed with nearly 60 percent of the vote.

Oklahoma County's partnership with the Greater Oklahoma City Chamber has resulted in job-creating initiatives with the former Oklahoma City General Motors plant. The plant was purchased by the citizens of Oklahoma County in 2008 and turned over to Tinker Air Force Base to develop new jobs and create efficiencies for TAFB. To date approximately 1,800 aerospace manufacturing and engineering employees now work in the plant with an estimated impact of \$3.5 billion annually to the Oklahoma County economy. A large portion of the old GM plant is now home to a rapidly growing software engineering division at Tinker.

On September 1, 2014, the County issued \$10,000,000 of general obligation bonds to finance the purchase of the BNSF rail yard. This bond is the remaining \$10 million of the \$71.5 million approved by voters in 2008. The land was purchased and is adjacent to Tinker Air Force and north of the old General Motors plant that was purchased by the County in 2008. The total cost of the land was \$44 million and was a joint purchase by the County, the City of Oklahoma City, and the U.S. Air Force. The land will be used by Tinker Air Force to build maintenance hangars for the new KC46-A advanced tankers and will add an additional 1,300 jobs. As a result of a state incentive called the Quality Jobs Act, there will be a credit for those quality jobs and Oklahoma County will get repaid for approximately 95% of the cost over the life of the bonds. In July, Tinker Air Force Base broke ground on its KC-46A Sustainment Complex located on 158 acres of the land purchases with the bond funds. The new center will allow the U.S. Air Force to replace its aging tanker fleet with the modernized KC46A Pegasus. The KC-46A will provide aerial fueling support for the Air Force, Navy, Marine Corps, and allied nation coalition force aircraft. The Boeing Company is the prime contractor for this project and will provide the Air Mobility Command with an inventory of 179 KC-46 tankers.

In October 2019, the first hangar built specifically for the U.S. Air Force's new KC-46 Pegasus refueling tank opened. Tinker Air Force Base will serve as the depot for maintenance, repairs, and overhaul. The hangar is 55,000 square feet and overall, the KC-46 operations will occur on 156 acres that Tinker acquired, and construction is scheduled until 2029 and is expected to result in approximately 1,300 new jobs at Tinker.

In October 2015, the Oklahoma Turnpike Authority announced their plans to develop a Northeast Oklahoma County Loop Turnpike. The Loop Turnpike will connect I-40 to I-44 and will be comprised of 19 miles running north and south paralleling Luther Road. The Turnpike Authority has offered to purchase the necessary right-of-way to construct frontage roads along the route and then transfer the rights-of-way to Oklahoma County. In July 2016, Oklahoma County committed to constructing frontage roads from SE 29<sup>th</sup> Street to Reno Avenue and Wilshire Blvd. to NE 15<sup>th</sup> Street.

### ***Recently-Completed Capital Improvement Projects***

Major capital asset events during the current fiscal year included the following:

- Construction in progress of the Crutchko Flood Control Plain project to mitigate flooding conditions and related damage in east central Oklahoma County and the Crutchko Creek flood plain and floodway and surrounding area, which facilitate the construction of infrastructure improvements in those areas through the acquisition of certain real property and/or the provision of safe and adequate

roads, bridges, and drainage facilities in those areas. The total cost to date is \$9,816,372.97 and the project is funded with general obligation bond proceeds in the County Bond 2008 Fund.

- Construction in progress of the County Annex building space utilization project at a total cost to date of 4,283,475.42, 6<sup>th</sup> Floor restoration at a total cost to date of \$475,942.45 to date, and the Courthouse elevator modernization at a total cost to date of \$564,392.70.
- Completion of the Courthouse 9<sup>th</sup> floor remodel at total cost to date of \$2,514,924.66, and supplemental flooring in the Annex bathrooms at a total cost of \$23,170.63
- Construction of and improvements to county roads and bridges at a total cost of approximately \$6.4 million dollars.

## AWARDS AND ACKNOWLEDGMENTS

### *Certificate of Achievement for Excellence in Financial Reporting*

The Government Finance Officers Association of the United States and Canada (GFOA) awarded a Certificate of Achievement for Excellence in Financial Reporting to Oklahoma County for its annual comprehensive financial report (ACFR) for the fiscal year ended June 30, 2021. This was the twenty-eight consecutive year that Oklahoma County has received this prestigious award (fiscal years ended 1994-2021).

In order to be awarded a Certificate of Achievement, a government unit must publish an easily readable and efficiently organized annual comprehensive financial report (ACFR) whose contents conform to program standards. This report must satisfy both generally accepted accounting principles and applicable legal requirements.

A Certificate of Achievement is valid for a period of one year only. We believe that our current annual comprehensive financial report continues to meet the Certificate of Achievement Program's requirements and we are submitting it to the GFOA to determine its eligibility for another certificate.

### *Acknowledgements*

The dedicated work of the entire Finance Division of the County Clerk's office made possible the preparation of the County's Annual Comprehensive Financial Report. The County Treasurer and other staff and administrators at various sites throughout the County provided additional, valuable help. We would also like to express our appreciation to the Board of County Commissioners, the County Budget Board and Excise Board, for its leadership, encouragement, and support to ensure the continued fiscal accountability and integrity of Oklahoma County.

Respectfully submitted:



Maressa Treat, Oklahoma County Clerk





Government Finance Officers Association

Certificate of  
Achievement  
for Excellence  
in Financial  
Reporting

Presented to

**Oklahoma County  
Oklahoma**

For its Annual Comprehensive  
Financial Report  
For the Fiscal Year Ended

June 30, 2021

*Christopher P. Morill*

Executive Director/CEO

## Oklahoma County Elected Officials



**Carrie Blumert,  
Commissioner District 1**



**Brian Maughan,  
Commissioner District 2**



**Kevin Calvey,  
Commissioner District 3**



**County Clerk,  
Vacant**



**Forrest "Butch"  
Freeman,  
County Treasurer**



**Tommie Johnson III,  
County Sheriff**



**Larry Stein,  
Assessor**



**Rick Warren,  
Court Clerk**



**David Prater,  
District Attorney**

## Oklahoma County Excise Board Members



**Randel Shadid, Chairman**

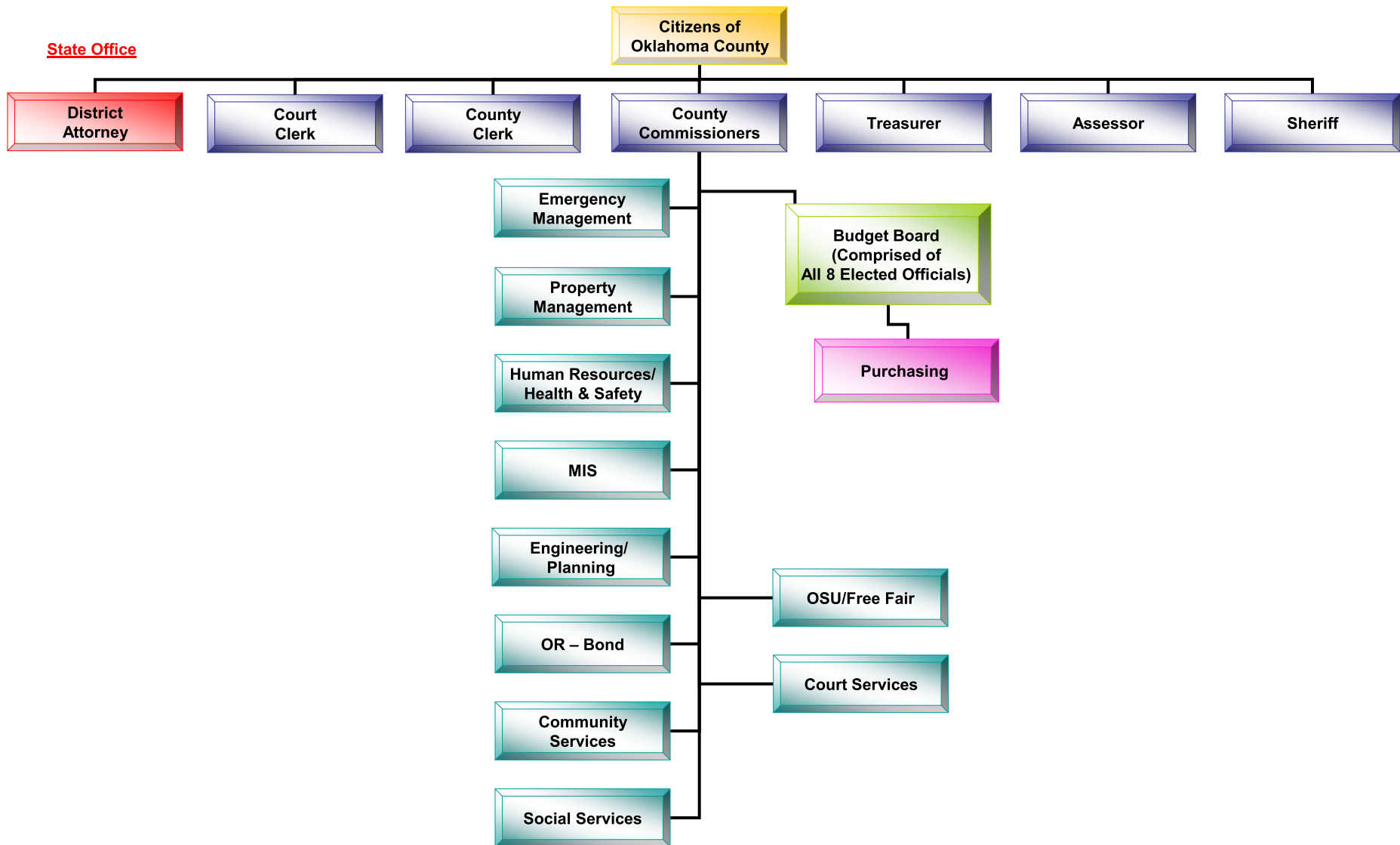


**Eleanor Thompson - Member**



**Patrick Crawley - Vice-Chairman**

# Oklahoma County Organizational Chart



## *II - Financial Section*





## **Independent Auditor's Report**

TO THE OFFICERS OF  
OKLAHOMA COUNTY, OKLAHOMA

### **Opinions**

We have audited the accompanying financial statements of the governmental activities, the business-type activities, the aggregate discretely presented component units, each major fund, and the aggregate remaining fund information of Oklahoma County, Oklahoma, as of and for the year ended June 30, 2022, and the related notes to the financial statements, which collectively comprise Oklahoma County's basic financial statements as listed in the table of contents.

In our opinion, based on our audit and the reports of the other auditors, the financial statements referred to above present fairly, in all material respects, the respective financial position of the governmental activities, the business-type activities, the aggregate discretely presented component units, each major fund, and the aggregate remaining fund information of Oklahoma County, Oklahoma, as of June 30, 2022, and the respective changes in financial position and, where applicable, cash flows thereof for the year then ended in accordance with accounting principles generally accepted in the United States of America.

We did not audit the financial statements of

- The financial statements of the Oklahoma County Public Buildings Authority, which is both a major fund and 100 percent of assets, net position, and revenues of the business-type activities;
- The financial statements of the Oklahoma County Finance Authority and the Oklahoma County Criminal Justice Authority, which represent 100 percent of assets and revenues of the discretely presented component units; and
- The financial statements of the defined benefit retirement plan of the Employees' Retirement System of Oklahoma County, which represents 6.12 percent of the assets of the fiduciary funds and 0.16 percent of the additions to the fiduciary funds.

Those statements were audited by other auditors whose reports have been furnished to us, and our opinions, insofar as they relate to the amounts included for the above-mentioned entities, are based solely on the reports of the other auditors.

### **Basis for Opinions**

We conducted our audit in accordance with auditing standards generally accepted in the United States of America. Our responsibilities under those standards are further described in the Auditor's Responsibilities for the Audit of the Financial Statements section of our report. We are required to be independent of Oklahoma County, and to meet our other ethical responsibilities, in accordance with the relevant ethical requirements relating to our audit. We believe that the audit evidence we have obtained is sufficient and appropriate to provide a basis for our audit opinions.

## **Responsibilities of Management for the Financial Statements**

Management is responsible for the preparation and fair presentation of these financial statements in accordance with accounting principles generally accepted in the United States of America, and for the design, implementation, and maintenance of internal control relevant to the preparation and fair presentation of financial statements that are free from material misstatement, whether due to fraud or error.

In preparing the financial statements, management is required to evaluate whether there are conditions or events, considered in the aggregate, that raise substantial doubt about Oklahoma County's ability to continue as a going concern for twelve months beyond the financial statement date, including any currently known information that may raise substantial doubt shortly thereafter.

## **Auditor's Responsibility for the Audit of the Financial Statements**

Our objectives are to obtain reasonable assurance about whether the financial statements as a whole are free from material misstatement, whether due to fraud or error, and to issue an auditor's report that includes our opinions.

Reasonable assurance is a high level of assurance and therefore is not a guarantee that an audit conducted in accordance with generally accepted auditing standards will always detect a material misstatement when it exists. The risk of not detecting a material misstatement resulting from fraud is higher than for one resulting from error, as fraud may involve collusion, forgery, intentional omissions, misrepresentations, or the override of internal control. Misstatements are considered material if there is a substantial likelihood that, individually or in the aggregate, they would influence the judgment made by a reasonable user based on the financial statements.

In performing an audit in accordance with generally accepted auditing standards, we:

- Exercise professional judgment and maintain professional skepticism throughout the audit.
- Identify and assess the risks of material misstatement of the financial statements, whether due to fraud or error, and design and perform audit procedures responsive to those risks. Such procedures include examining, on a test basis, evidence regarding the amounts and disclosures in the financial statements.
- Obtain an understanding of internal control relevant to the audit in order to design audit procedures that are appropriate in the circumstances, but not for the purpose of expressing an opinion on the effectiveness of Oklahoma County's internal control. Accordingly, no such opinion is expressed.
- Evaluate the appropriateness of accounting policies used and the reasonableness of significant accounting estimates made by management, as well as evaluate the overall presentation of the financial statements.
- Conclude whether, in our judgment, there are conditions or events, considered in the aggregate, that raise substantial doubt about Oklahoma County's ability to continue as a going concern for a reasonable period of time.



We are required to communicate with those charged with governance regarding, among other matters, the planned scope and timing of the audit, significant audit findings, and certain internal control-related matters that we identified during the audit.

### **Required Supplementary Information**

Accounting principles generally accepted in the United States of America require that the Management's Discussion and Analysis, Schedule of Changes in Net Pension Liability and Related Ratios – Defined Benefit Retirement Plan, Schedule of Employer Contributions – Defined Benefit Retirement Plan, Schedule of Investment Returns, Schedule of Changes in Total OPEB Liability and Related Ratios, Schedule of Revenues, Expenditures, and Changes in Fund Balances – Budget and Actual – General Fund, and the Notes to the Required Supplementary Information as listed in the table of contents be presented to supplement the basic financial statements. Such information is the responsibility of management and, although not a part of the basic financial statements, is required by the Governmental Accounting Standards Board, who considers it to be an essential part of financial reporting for placing the basic financial statements in an appropriate operational, economic, or historical context. We and other auditors have applied certain limited procedures to the required supplementary information in accordance with auditing standards generally accepted in the United States of America, which consisted of inquiries of management about the methods of preparing the information and comparing the information for consistency with management's responses to our inquiries, the basic financial statements, and other knowledge we obtained during our audit of the basic financial statements. We do not express an opinion or provide any assurance on the information because the limited procedures do not provide us with sufficient evidence to express an opinion or provide any assurance.

### **Supplementary Information**

Our audit was conducted for the purpose of forming opinions on the financial statements that collectively comprise Oklahoma County's basic financial statements. The combining and individual fund financial statements and schedules are presented for purposes of additional analysis and are not a required part of the basic financial statements. Such information is the responsibility of management and was derived from and relates directly to the underlying accounting and other records used to prepare the basic financial statements. The information has been subjected to the auditing procedures applied in the audit of the basic financial statements and certain additional procedures, including comparing and reconciling such information directly to the underlying accounting and other records used to prepare the basic financial statements or to the basic financial statements themselves, and other additional procedures in accordance with auditing standards generally accepted in the United States of America by us and other auditors. In our opinion, based on our audit and the report of the other auditors, the procedures performed as described above, and the reports of the other auditors, the combining and individual fund financial statements and schedules are fairly stated, in all material respects, in relation to the basic financial statements as a whole.

### **Other Information**

Management is responsible for the other information included in the annual report. The other information comprises the introductory and statistical sections but does not include the basic financial statements and our auditor's report thereon. Our opinions on the basic financial statements do not cover the other information, and we do not express an opinion or any form of assurance thereon.

In connection with our audit of the basic financial statements, our responsibility is to read the other information and consider whether a material inconsistency exists between the other information and the basic financial statements, or the other information otherwise appears to be materially misstated. If, based on the work performed, we conclude that an uncorrected material misstatement of the other information exists, we are required to describe it in our report.



CINDY BYRD, CPA  
OKLAHOMA STATE AUDITOR & INSPECTOR

November 14, 2023

## **OKLAHOMA COUNTY, OKLAHOMA MANAGEMENT'S DISCUSSION AND ANALYSIS**

Our discussion and analysis of Oklahoma County (the County) financial performance provides an overview of the County's financial activities for the fiscal year ended June 30, 2022. Please read it in conjunction with the financial statements which immediately follow this section.

### **FINANCIAL HIGHLIGHTS**

#### **Government-wide financial analysis**

At June 30, 2022 the County reported a total net position of \$(263,732,391). Of this amount, \$113,720,525 is net investment in capital assets, \$50,357,247 is restricted for specific purposes, thereby leaving a negative unrestricted net position in the amount of \$(428,838,531). The negative amount of unrestricted net position is primarily the result of three long-term obligations incurred that have no corresponding assets: (1) the issuance of long-term bonds whose proceeds were used to acquire property and facilities that were transferred to the federal government for economic development purposes, (2) long-term obligations related to post-employment healthcare benefits for which no advance-funded plan assets have been set aside, and (3) due to the total pension liability exceeding fiduciary net position of the plan.

During fiscal year 2022, the County implemented GASB Statement No. 87, *Leases*, and for MD&A purposes, the prior year was not restated.

#### **Fund financial analysis**

Total fund balances for the County's governmental funds amounted to \$76,903,645 at June 30, 2022, a decrease of \$11,694,772 from the prior fiscal year. Approximately \$58,986,358 of this total, or 77%, is either nonspendable, restricted, committed or assigned for specific uses; and \$17,917,287 or 23%, is of this total is unassigned in the County's General Fund and available to meet the County's current and future needs.

#### **Capital asset and debt administration**

The County's investment in capital assets has increased by \$3,342,954 or 2.7% from \$122,420,074 to \$125,763,028. This balance consists of \$113,571,478 for the governmental activities and \$12,191,550 for the business-type activities.

The County's total long-term obligations related to bonds, notes payable, leases, judgments and compensated absences decreased by \$4,043,123, or 20.1% from \$32,460,919 to \$28,417,796. This decrease was the result of the scheduled retirement of outstanding bonds in the amount of \$5,455,000, a decrease in notes payable of \$168,113, an increase in judgments payable of \$1,174,833 and an increase in compensated absences of \$256,166. Governmental activities also had an increase in lease obligations due to implementation of GASB Statement No. 87 of \$717,614. The business-type activities bonds payable decreased \$630,000 as a result of the principal payments of the bonds.

The County's total liabilities increased by \$76,898,516 or 17.4%, and the liabilities for the governmental activities increased by \$77,496,272 or 17.9%. The increase is due to the increase of the unearned revenue by \$76,897,103 from the American Rescue Plan funds. There was also an increase of \$4,950,609 in total OPEB liability, along with a decrease of \$5,513,246 in bonds payable as a result of principal payments.

# OKLAHOMA COUNTY, OKLAHOMA MANAGEMENT'S DISCUSSION AND ANALYSIS

## OVERVIEW OF THE FINANCIAL STATEMENTS

The financial section of this annual report consists of several parts: management's discussion and analysis (this section), the independent auditor's report, the basic financial statements, required supplementary information, and combining and individual fund financial statements and supporting schedules.

The basic financial statements comprise three components: 1) government-wide financial statements, 2) fund financial statements, and 3) notes to the financial statements. The financial statements provide both long-term and short-term information about the County's overall financial status. The financial statements also include notes that explain some of the information in the financial statements and provide more detailed data. The statements are followed by a section of other supplementary information that further explains and supports the information in the financial statements.

### **Government-wide Financial Statements**

The government-wide statements report information about the County as a whole and these statements include all assets, deferred outflows, liabilities and deferred inflows using the accrual basis of accounting, which is similar to the accounting used by most private-sector companies. The accrual basis of accounting and the economic resource measurement focus is used. Under this basis of accounting and measurement focus all assets and liabilities, both financial and capital, and short and long-term, are reported. All revenues and expenses are reported during the year, regardless of when cash is received or paid. The statement of net position includes all of the government's assets and liabilities. All of the current year's revenues and expenses are accounted for in the statement of activities.

The two government-wide statements report the County's net position and how they have changed. Net position, the difference between the County's assets, deferred outflows, liabilities and deferred inflows, is one way to measure the County's financial health, or financial position.

Increases or decreases in the County's net position are an indicator of whether its financial health is improving or deteriorating, respectively. To assess the overall health of the County, nonfinancial factors should be considered such as changes in the County's property tax base and the condition of the County's roads and highways.

The government-wide statements of the County are divided into three categories:

- *Governmental activities* – Most of the County's basic services are included here, such as public safety, culture and recreation, roads and highways, and general government. Ad valorem taxes, charges for services, and state and federal grants finance most of these activities.
- *Business-type activities* – The County charges fees to customers to help it cover the costs of certain services it provides. The Oklahoma County Public Buildings Authority (OCPBA), a blended component unit, is reported as a business-type activity.
- *Discretely Presented Component Units* – The County includes the Oklahoma County Finance Authority in its report as a discretely presented component unit. Although legally separate, the component unit is important because it would be misleading or incomplete to exclude them from the County's financial report since the Board of County Commissioners exercises significant control over the entity. The County also includes the Oklahoma County Criminal Justice Authority as a discretely presented component unit.

# OKLAHOMA COUNTY, OKLAHOMA MANAGEMENT'S DISCUSSION AND ANALYSIS

## **Fund Financial Statements**

The fund financial statements provide more detailed information about the County's most significant funds, not the County as a whole. Funds are grouping of related accounts that the County uses to keep track of specific sources of funding and spending for particular purposes.

Some funds are required by state statutes, bond indentures, or other outside authorities. The Board establishes other funds to control and manage money for particular purposes or to show that it is properly using certain revenue sources for restricted purposes.

The County has three kinds of funds:

- *Governmental funds* – Most of the County's basic services are included in governmental funds, which focus on (1) cash and other current financial resources that can be readily converted to cash and used to pay obligations and (2) the balances left at year-end that are available for spending. Governmental funds use the modified accrual basis of accounting and the current financial resource measurement focus. Under this basis of accounting and measurement focus, revenues are recognized when cash is received during or soon after the end of the year; expenditures are recognized when goods or services have been received and payment is due during the year or soon thereafter. Consequently, the governmental funds statements provide a short-term view that helps you determine whether there are more or less financial resources that can be spent in the near future to finance the County's programs. Because the focus of governmental funds is narrower than that of the government-wide financial statements, it is useful to compare the information presented for *governmental funds* with similar information presented for *governmental activities* in the government-wide financial statements. Both the governmental fund balance sheet and the governmental fund statement of revenues, expenditures, and changes in fund balances provide a reconciliation to facilitate this comparison between *governmental funds* and *governmental activities*.
- *Proprietary funds* – Services for which the County charges customers a fee are generally reported in proprietary funds. Proprietary funds use the same basis of accounting and the same measurement focus as the government-wide statements. Proprietary funds provide both long and short-term financial information.
- *Fiduciary funds* – The County is the trustee, or fiduciary, for its employees' pension plan. It is also responsible for other assets that can only be used by the trust beneficiaries. The County is responsible for distributing the assets reported in these funds to the intended beneficiary. Fiduciary funds use the same basis of accounting and the same measurement focus as the government-wide statements. All of the County's fiduciary activities are reported in a separate statement of fiduciary net position and a statement of changes in fiduciary net position. These activities are excluded from the County's government-wide financial statements because the County cannot use these assets to finance its operations.

## **Notes to the financial statements**

The notes provide additional information that is essential to a full understanding of the data provided in the government-wide and fund financial statements.

## **Other information**

In addition to the basic financial statements and accompanying notes, this report also presents certain required supplementary information concerning the County's progress in funding its obligation to provide pension benefits through the Employees Defined Benefit Retirement System, and its Other Post-Employment Benefits (OPEB) obligation as well as the General Fund Budget to Actual Comparison Schedule.

**OKLAHOMA COUNTY, OKLAHOMA  
MANAGEMENT'S DISCUSSION AND ANALYSIS**

The combining and individual fund statements and schedules are presented immediately following the required supplementation information.

**GOVERNMENT-WIDE FINANCIAL ANALYSIS OF THE COUNTY**

As noted earlier, net position may serve over time as a useful indicator of a government's financial position. In the case of Oklahoma County, liabilities exceeded assets by \$(263,732,391) at June 30, 2022, an overall decrease when compared to June 30, 2021. At the end of the current year, the County's net position is reported as follows:

	Governmental Activities		% Inc. (Dec.)	Business-Type Activities		% Inc. (Dec.)	Total		% Inc. (Dec.)
	2022	2021		2022	2021		2022	2021	
Current and other assets	\$ 244,774	\$ 179,786	36%	\$ 7,802	\$ 7,753	1%	\$ 252,576	\$ 187,539	35%
Capital assets, net	113,571	109,216	4%	12,191	13,204	-8%	125,762	122,420	3%
<b>Total assets</b>	<b>358,345</b>	<b>289,002</b>	<b>24%</b>	<b>19,993</b>	<b>20,957</b>	<b>-5%</b>	<b>378,338</b>	<b>309,959</b>	<b>22%</b>
Deferred outflows of resources	160,636	85,082	89%	1,280	1,396	-8%	161,916	86,478	87%
Total current liabilities	180,094	102,240	76%	831	784	6%	180,925	103,024	76%
Total noncurrent liabilities	331,276	331,633	0%	7,120	7,765	-8%	338,396	339,398	0%
<b>Total liabilities</b>	<b>511,370</b>	<b>433,873</b>	<b>18%</b>	<b>7,951</b>	<b>8,549</b>	<b>-7%</b>	<b>519,321</b>	<b>442,422</b>	<b>17%</b>
Deferred inflows of resources	284,666	225,646	26%	-	-	0%	284,666	225,646	26%
Net position									
Net investment in capital assets	108,200	103,700	4%	5,706	6,205	-8%	113,906	109,905	4%
Restricted	43,584	55,330	-21%	7,616	7,599	0%	51,200	62,929	-19%
Unrestricted (deficit)	(428,838)	(444,465)	-4%	-	-	0%	(428,838)	(444,465)	-4%
<b>Total net position</b>	<b>\$ (277,054)</b>	<b>\$ (285,435)</b>	<b>-3%</b>	<b>\$ 13,322</b>	<b>\$ 13,804</b>	<b>-3%</b>	<b>\$ (263,732)</b>	<b>\$ (271,631)</b>	<b>-3%</b>

The largest portion of the County's net position \$113,906,792 reflects its investment in capital assets net of related debt (i.e. land, buildings, equipment, infrastructure). The county uses these assets to provide services to citizens; consequently, these assets are not available for future spending. Although the County's investment in its capital assets is reported net of related debt, it should be noted that the resources needed to repay this debt must be provided from other sources, since the capital assets themselves cannot be used to liquidate these liabilities.

Another portion of the County's net position, \$51,199,347 represents resources that are subject to external restrictions on how they may be used. The remaining balance of negative unrestricted net position is a total of \$(428,838,531).

The amount of negative Unrestricted Net Position reported for governmental activities is primarily a result of the \$11,006,078 of outstanding bonds, whose proceeds were used to acquire a capital facility that was transferred to the federal government, in addition to the total OPEB liability of \$313,471,344 that has no corresponding plan assets held in trust. In both cases, the County is obligated for long-term debt and obligations for which no corresponding asset is reported, thereby creating a negative amount reported for unrestricted net position. None of the restricted net position as reported above are restricted by enabling legislation, all restrictions are imposed by state statutes.



# OKLAHOMA COUNTY, OKLAHOMA MANAGEMENT'S DISCUSSION AND ANALYSIS

Oklahoma County's Net Position  
June 30, 2022  
(dollars are in thousands)

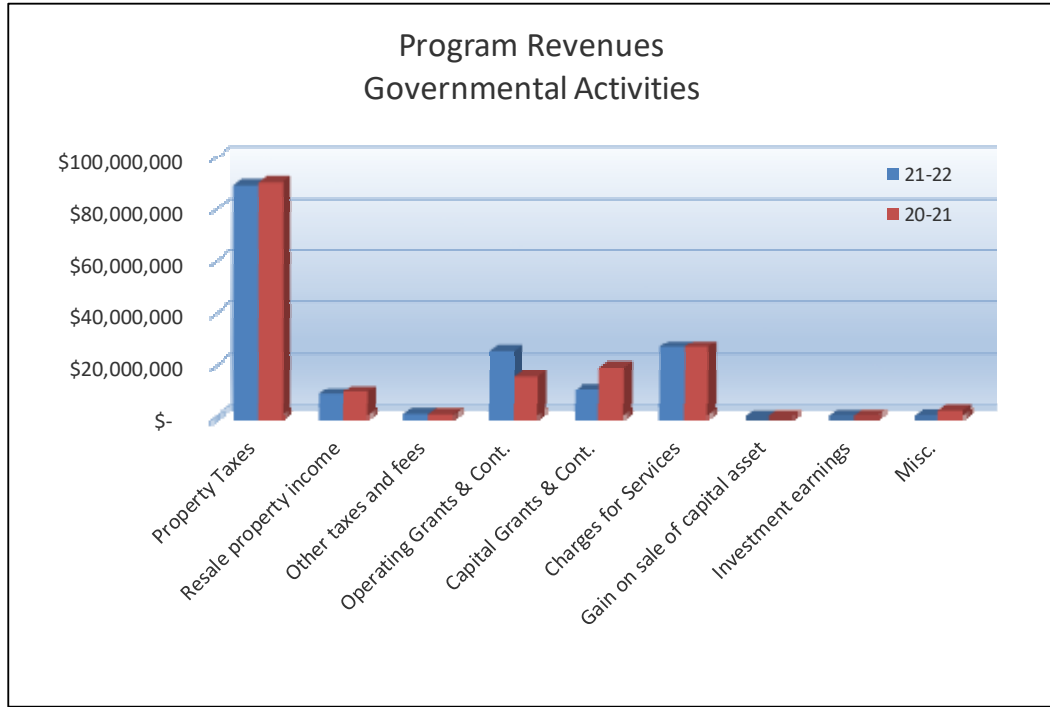
	Governmental Activities		% Inc. (Dec.)	Business-Type Activities		% Inc. (Dec.)	Total		% Inc. (Dec.)
	2022	2021		2022	2021		2022	2021	
<b>Revenues</b>									
<b>Program revenues:</b>									
Charges for services	\$ 27,154	\$ 27,125	0%	\$ 3,886	\$ 4,322	-10%	\$ 31,040	\$ 31,447	-1%
Operating grants and contributions	25,382	15,999	59%	-	-	-	25,382	15,999	59%
Capital grants and contributions	10,801	19,144	-44%	-	282	-100%	10,801	19,426	-44%
<b>General revenues:</b>									
Property taxes	89,475	90,503	-1%	-	-	-	89,475	90,503	-1%
Other revenues	10,760	7,947	35%	4	-	-	10,764	7,947	35%
<b>Total revenues</b>	<u>163,572</u>	<u>160,718</u>	2%	<u>3,890</u>	<u>4,604</u>	-16%	<u>167,462</u>	<u>165,322</u>	1%
<b>Expenses</b>									
General government	107,896	141,444	-24%	-	-	-	107,896	141,444	-24%
Public safety	25,682	22,770	13%	-	-	-	25,682	22,770	13%
Health and welfare	2,004	1,737	15%	-	-	-	2,004	1,737	15%
Culture and recreation	68	55	24%	-	-	-	68	55	24%
Roads and highways	20,903	19,307	8%	-	-	-	20,903	19,307	8%
Economic development	3	566	-99%	-	-	-	3	566	-99%
Interest on long-term debt	335	812	-59%	-	-	-	335	812	-59%
Public Building Authority	-	-	-	2,672	1,319	103%	2,672	1,319	103%
<b>Total expenses</b>	<u>156,891</u>	<u>186,691</u>	-16%	<u>2,672</u>	<u>1,319</u>	103%	<u>159,563</u>	<u>188,010</u>	-15%
Changes in net position before transfers	6,681	(25,973)	-126%	1,218	3,285	-63%	7,899	(22,688)	-135%
Special items - Transfer of operations	-	(1,910)	-100%	-	-	0%	-	(1,910)	-
Net Transfers	1,700	1,316	29%	(1,700)	(1,316)	29%	-	-	-
<b>Change in net position</b>	<u>8,381</u>	<u>(26,568)</u>	-132%	<u>(482)</u>	<u>1,969</u>	-124%	<u>7,899</u>	<u>(24,599)</u>	-132%
Beginning net position	(285,435)	(258,867)		13,804	11,835		(271,631)	(247,032)	
Ending net position	<u>\$ (277,054)</u>	<u>\$ (285,435)</u>		<u>\$ 13,322</u>	<u>\$ 13,804</u>		<u>\$ (263,732)</u>	<u>\$ (271,631)</u>	

## Governmental activities

Net position for governmental activities increased \$8.4 million, or 2.9%. The change in net position was the result of a decrease of \$74.5 million in total OPEB liability, due to the change in actuarial assumptions of interest rate, annual claims costs and medical trend. These changes resulted in a current year deferred inflow of resources to increase by \$99.7 million for fiscal year 2022. The change in total OPEB liability also resulted in recognition of OPEB expense (benefit) of (\$6.8) million for fiscal year 2022 in comparison to \$15.2 million for fiscal year 2021. There was an increase of \$76.9 million in unearned revenue from the American Rescue Plan funds received. There was a net decrease of \$5.5 million in bonds payable as a result of the payment of principal on outstanding debt. Other significant items that resulted in a change in net position are as follows:

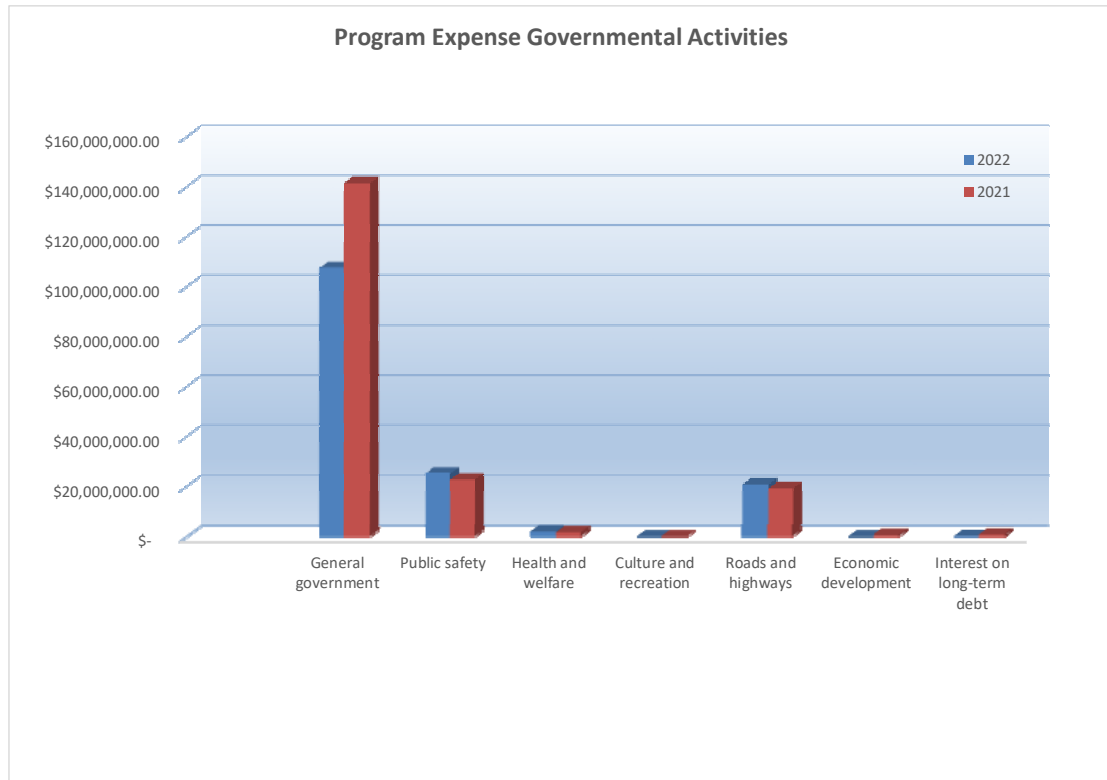
- Total revenues increased \$2.8 million, or 2%. The more significant changes were as follows:
  - Property taxes decreased by approximately \$1.01 million, or 1.1%, as a result of a tax levy increase of \$2.2 million or 2.75% for the General fund due to continued increases in assessed values and a decrease of \$3.5 million or 67.1% for the Debt Service Fund due to reduction of bond principal balances.
  - Capital grants and contributions decreased by \$8.3 million, or 44% as a result of the primarily as a result of a continued trend of normal amounts of federal grants being received by the County when compared to prior years with additional ARP and Cares related funding.
  - Operating grants and contributions increased \$9.3 million primarily due to approximately \$7.9 million of emergency rental assistance revenue received.

**OKLAHOMA COUNTY, OKLAHOMA  
MANAGEMENT’S DISCUSSION AND ANALYSIS**



The decrease in net position was offset by a \$37.7 million, or 20.2% decrease in governmental expenses. The more significant changes were as follows:

- A decrease of \$33.5 million, or 24% in general government expense as a result of a prior year expenses that included \$42 million in expenditures in the Special Projects fund from payments made from the CARES dollars received for covid related expenses.



## **OKLAHOMA COUNTY, OKLAHOMA MANAGEMENT'S DISCUSSION AND ANALYSIS**

### **Business-type activities**

Rental revenues decreased \$446,499, or 10.3% from fiscal year 2021 to 2022. This decrease is primarily due to larger non-recurring reimbursement payments received in the prior year. Operating expenses increased by \$1,384,601 or 137.1% from fiscal year 2021 to 2022 but were more consistent with fiscal year 2020. During fiscal year 2022 a significant portion of the cost of services was related to building and improvements resulting in increased capital assets where expense will be recognized over the life of the buildings and improvements. Non-operating expenses (interest payments and trustee fees) decreased approximately \$31,135 while the non-operating revenues increased approximately \$4,186 from the proceeds of refunding debt and earnings on investments compared to the prior year. These factors along with a total decrease in net operating expense of \$157,627 and an increase of net transfers out of \$1,700,000 resulted in a \$482,350 decrease in net position at year-end.

### **FINANCIAL ANALYSIS OF THE GOVERNMENT'S FUNDS**

#### **Governmental funds**

The focus of the County's governmental funds is to provide information on near-term inflows, outflows, and balances of spendable resources. Such information is useful in assessing the County's financing requirements. In particular, unassigned fund balance may serve as a useful measure of a government's net resources available for spending at the end of the fiscal year.

As of the end of the current fiscal year, the County's governmental funds reported combined ending fund balances of \$76,906,645, a decrease of \$11.7 million, or 13.2%, in comparison with the prior year. The decrease in fund balances was primarily the result of a total decrease in revenue of approximately \$13.4 million in revenue received from the U.S. Treasury for the Emergency Rental Assistance Program. Prior year expenditures also included approximately \$43 million from the CARES dollars.

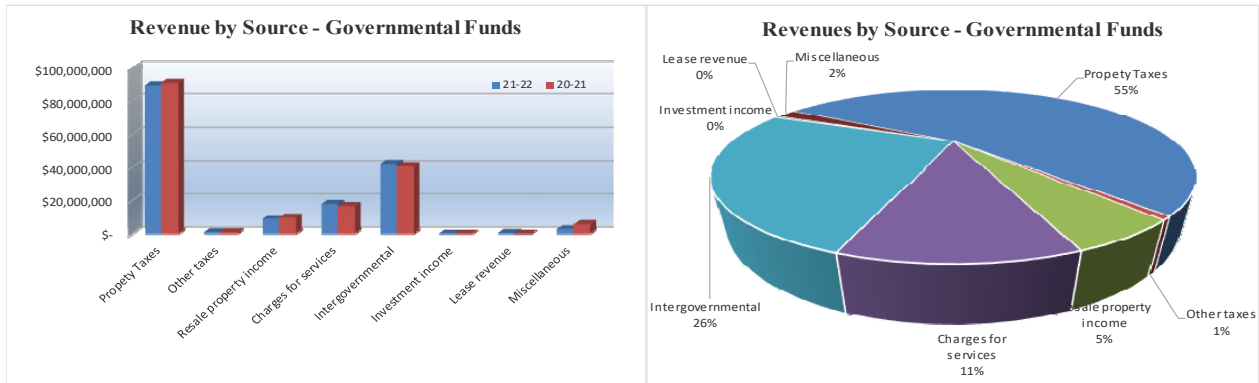
Approximately 63.22% of the fund balance total for governmental funds, or \$48,619,438 is restricted, \$3,566,507 is committed, \$5,819,977 is assigned and \$980,436 is nonspendable. The remaining fund balance of \$17,917,287 or 23.3% constitutes unassigned fund balance that is available to meet the County's current and future needs. The general fund is the chief operating fund of the County. As a measure of the general fund's liquidity, it may be useful to compare both unassigned fund balance of \$17,917,287 and total fund balance of \$23,256,365 to total fund expenditures. Unassigned fund balance represents 16.4% of the total general fund expenditures, while total fund balance represents 21.3% of that same amount.

For the fiscal years ended June 30, 2022 and 2021, revenues for the Governmental funds were distributed as follows:

# OKLAHOMA COUNTY, OKLAHOMA MANAGEMENT'S DISCUSSION AND ANALYSIS

## Governmental Funds - Revenue by Source

Revenues By Source	FY 2022		FY 2021		Increase/(Decrease)	
	Amount	Percent of Total	Amount	Percent of Total	Amount	Percent of Total
Property taxes	\$ 89,506,962	55%	\$ 90,996,911	55%	\$ (1,489,949)	63%
Other taxes	1,004,017	1%	1,003,632	1%	385	0%
Resale property income	9,122,212	6%	9,924,046	6%	(801,834)	34%
Charges for services	18,109,636	11%	16,915,008	10%	1,194,628	-50%
Intergovernmental	42,374,647	26%	41,017,637	25%	1,357,010	-57%
Investment income	207,545	0%	218,650	0%	(11,105)	0%
Lease revenue	475,781	0%	-	0%	475,781	-20%
Miscellaneous	2,912,033	2%	6,018,365	4%	(3,106,332)	130%
<b>Total revenues</b>	<b>163,712,833</b>	<b>100%</b>	<b>166,094,249</b>	<b>100%</b>	<b>(2,381,416)</b>	<b>100%</b>



While revenues of the governmental funds decreased by \$2,381,416, or 1.4%, the individual funds had more significant fluctuations as follows:

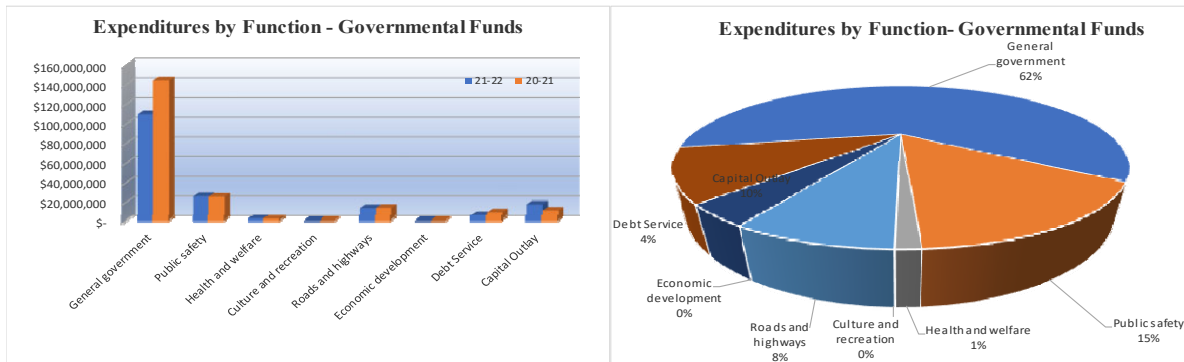
- The Emergency Rental Assistance Fund was created in FY 20-21 and recognized \$13,342,958 in revenue received from the U.S. Treasury Departments Emergency Rental Assistance Program established by the CARES Act. Payments received may only be used to assist households unable to pay rent and utilities due to the COVID-19 pandemic. Additional funding of \$7.9 million was recognized for FY 21-22.
- General fund revenue increased \$2,897,977, or 2.6%. General fund property taxes increased by \$1.9 million, or 2.4%, as a result of collections in assessed property tax values. Charges for services increased \$802.5 thousand, or 7.8% primarily from the filing fees received by the county clerk’s office.
- The Highway Cash fund revenue held consist with a slight increase of \$338,081 or 1.8% primarily as a result of an increase of \$3.7 million of intergovernmental revenues from federal and state reimbursement that offset a decrease of \$3.4 million of various miscellaneous revenue sources.
- The Resale fund revenue decreased by \$802 thousand or 8.1% as a result of an decrease in delinquent accounts and account values that went to the annual resale.
- The Debt Service fund revenue decreased \$3.4 million, or 3.9% as a result of a decrease in tax required for the outstanding bond and judgment balance obligations.

For the fiscal years ended June 30, 2022 and 2021, expenditures for the Governmental funds were distributed as follows:

# OKLAHOMA COUNTY, OKLAHOMA MANAGEMENT'S DISCUSSION AND ANALYSIS

## Governmental Funds - Expenditures by Function

Expenditures by Function	FY 2022		FY 2021		Increase/(Decrease)	
	Amount	Percent of Total	Amount	Percent of Total	Amount	Percent of Total
General government	\$ 109,894,822	62%	\$ 143,946,194	69%	\$ (34,051,372)	113%
Public safety	26,388,748	15%	25,893,938	12%	494,810	-2%
Health and welfare	2,168,436	1%	1,901,718	1%	266,718	-1%
Culture and recreation	68,133	0%	54,694	0%	13,439	0%
Roads and highways	14,212,269	8%	14,485,085	7%	(272,816)	1%
Economic development	-	0%	-	0%	-	0%
Debt Service	6,721,962	4%	9,730,699	5%	(3,008,737)	10%
Capital Outlay	17,964,666	10%	11,588,831	6%	6,375,835	-21%
<b>Total expenditures</b>	<b>177,419,036</b>	<b>100%</b>	<b>207,601,159</b>	<b>100%</b>	<b>(30,182,123)</b>	<b>100%</b>



While expenditures of the governmental funds decreased by \$30,182,123, or 14.5%, the individual funds had more significant fluctuations as follows:

- \$42.8 million was expended from the Special Projects (CARES) fund for COVID related expenses during fiscal year 2021 compared to \$6.9 million for fiscal year 2022. This is the primary factor in the overall reduction of expenditures of governmental funds.
- The General fund expenditures increased \$2.2 million, or 2.2% as a result of an overall increase of \$1.9 million in salaries and corresponding benefits paid primarily as a result of a 3% cost of living adjustment and 2% merit increase in the FY 21-22 budget.
- The Highway Cash fund expenditures increased by \$2.5 million or 14.1% due to a \$2.3 million increase in road and bridge project expenses.
- The Debt Service fund expenditures decreased by \$2.8 million or 45.8% as a result of a decrease of \$2.4 million in judgement principal and interest payments.

### Proprietary funds

The County's proprietary fund provides the same type of information found in the government-wide financial statements, but in more detail. Factors concerning the finances of this fund have already been addressed in the discussion of business-type activities.

### GENERAL FUND BUDGETARY HIGHLIGHTS

The 2021-2022 Budget was adopted under the Budget Board method in accordance with state statutes, which state that the County adopts and publishes an initial budget before June 30<sup>th</sup> of each fiscal year, disclosing that the plan is an estimate and cannot be finalized until the ad valorem levies

## **OKLAHOMA COUNTY, OKLAHOMA MANAGEMENT’S DISCUSSION AND ANALYSIS**

for the general fund and debt service fund are presented for approval in September. Estimates of beginning unreserved fund balance, and other operating revenues are also adjusted and supplemental appropriations are made in September based on the revised figures. With conservative revenue projections, collections exceeded the budgeted revenues, enabling additional budget amendments later in the year.

The total 2021-2022 General Fund adopted department budgets were \$101,683,967 and we finished the year with total department budgets of \$105,997,326 for a total departmental increase of \$4,313,359. Transfers out to other funds totaling \$5,421,000 were also budgeted. The changes in the budget were appropriated when the final ad valorem values were certified in September. The more significant changes went to the following departments/funds:

- A 3% across the board cost of living salary adjustment for a total of \$1,172,973 was allocated to all departments.
- A total of \$807,534 was allocated to all departments for 2% merit-based salary increases.
- The total allocation for the Criminal Justice Authority as part of the General Government budget was for a total of \$32,384,710. This was a decrease of \$923,320 from the previous year’s budget due to an one-time expense for new locks at the jail in the previous budget.
- An additional \$358,950 was budgeted for pay parity in the Court Clerk’s budget.
- The General Fund reserve was increased by \$611,642 from \$1,831,527 to \$2,443,169.
- The Juvenile department received an additional \$643,262.76 in salary and benefit increases for 15 additional detention officers due to Oklahoma House Bill 2311 which went in effect in September, 2021.
- The IT department received an additional \$570,000 for the purchase of new security software and new host and storage equipment.

The County adopts a balanced budget, including unassigned fund balance in the sources as required by state statute. Since the actual revenues and expenditures for the General Fund compare favorably with the General Fund budget for revenues and expenditures, there is a positive ending fund balance.

Actual expenditures were \$5,280,236 under budget while revenue collections were approximately \$5,883,555 higher than budget. Expenditures were under budget mainly as a result of \$2.4 million in reserve, \$360 thousand in MIS (information technology), \$356 thousand in Court Clerk and \$260 thousand in facilities management that was budgeted but not spent. Ad valorem tax collections (current and prior) of \$4,236,390 account for the majority of the revenue variance due to the fact that we can only budget 90% of property tax revenue.

### **CAPITAL ASSET AND DEBT ADMINISTRATION**

#### **Capital Assets**

At June 30, 2022, the County’s investment in capital assets for its governmental activities amounts to \$113,571,478 (net of accumulated depreciation) and \$12,191,550 (net of accumulated depreciation) for its business-type activities. The County owns various buildings in which county business is conducted. The buildings and building improvements are recorded at a net book value of \$33.8 million at June 30, 2022, comprising the largest class of assets.

Major capital asset events during the current fiscal year included the following:

- Completion of the Courthouse 9<sup>th</sup> floor remodel project at a total cost of \$2,514,925.
- Completion of the Annex flooring and bathrooms at a total cost of \$21,171.



**OKLAHOMA COUNTY, OKLAHOMA  
MANAGEMENT’S DISCUSSION AND ANALYSIS**

- Construction in progress of the Crutchto Flood Control Plain project to mitigate flooding conditions and related damage in east central Oklahoma County and the Crutchto Creek flood plain and floodway and surrounding area, which facilitate the construction of infrastructure improvements in those areas through the acquisition of certain real property and/or the provision of safe and adequate roads, bridges and drainage facilities in those areas. The total cost to date is \$9,816,373 and the project is funded with general obligation bond proceeds in the County Bond 2008 Fund.
- Construction of and improvements of county roads and bridges at a total cost of approximately \$1.3 million dollars.

For additional information on the county’s capital assets, see Note III.C.

**Long-term obligations**

At the end of the current fiscal year, the County had a total outstanding debt of \$27,699,882. This is comprised of \$11,006,077 in general obligation bonds including premiums, \$8,425,808 in notes payable, \$1,260,333 in judgments, \$717,914 of lease obligations, and \$7,007,664 in compensated absences. The County’s total debt and obligations decreased \$4,880,361, or 14.9% primarily due to the principal payments on the general obligation bonds.

	Governmental Activities		Business-Type Activities		Total	
	2022	*2021	2022	*2021	2022	*2021
General obligation bonds	\$11,006,077	\$16,519,324	\$ -	\$ -	\$11,006,077	\$16,519,324
Notes Payable*	660,808	828,921	7,765,000	8,395,000	8,425,808	9,223,921
Judgments	1,260,333	85,500	-	-	1,260,333	85,500
Lease obligations	717,914	-	-	-	717,914	-
Compensated absences	7,007,664	6,751,498	-	-	7,007,664	6,751,498
<b>Totals</b>	<b>\$ 20,652,796</b>	<b>\$24,185,243</b>	<b>\$ 7,765,000</b>	<b>\$ 8,395,000</b>	<b>\$28,417,796</b>	<b>\$32,580,243</b>

\*prior year capital lease obligations qualified as notes payable upon implementation of GASB Statement No. 87 prior year amounts not restated.

State law limits the amount of general obligation debt the County can issue to 5% of the assessed value of all taxable property within the County’s limits. Our outstanding debt less the amount available in the Debt Service Fund is \$4,884,821 leaving a legal debt margin of \$403,948,213. For additional information on the county’s debt activity, see note III.F.

**ECONOMIC FACTORS AND NEXT YEAR’S BUDGET**

The total assessed valuation of property in Oklahoma County increased approximately 7.0% for FY 2022-2023.

The County’s primary general fund revenue source is property taxes with its second largest single source being county clerk fees on documents filed in the Office of the County Clerk. Together they account for approximately 92% of the total general fund revenue collected in 21-22 and both sources are directly affected from the real estate economy. The housing market continues to thrive in Oklahoma County and assessed values continued to increase, and the number of real estate filings rose during the fiscal year. The county general fund revenue from real estate filing fees remained saw an increase of 18% from the prior fiscal year.

On the expense side of the finances, the economy is continuing to see health care costs rise to record levels. With over 800 County employees, 300 Criminal Justice Authority employees and 450

## **OKLAHOMA COUNTY, OKLAHOMA MANAGEMENT'S DISCUSSION AND ANALYSIS**

Retirees on the County Health Plan, the impact is significant to the County. Oklahoma County saw the total net cost of its employee self-insured employee benefits program increase from \$24.7 million in fiscal year 20-21 to \$25.8 million in fiscal year 21-22 for a total increase of \$1.1 million, or 4.4%. These increases were far less than the actuarial projections. During fiscal year 21-22 the County utilized \$2.6 million in CARES dollars to reimburse for Covid related medical costs. There was no reduction in benefit coverage or rationing care for employees or retirees.

The County has a specific and aggregate stop-loss insurance policy for medical claims and received reimbursement in the amount of \$1.1 million on its medical claims in FY 21-22 compared to \$466 thousand received in FY 20-21. The County also received \$1.4 million in prescription rebates during the fiscal year.

The County continues to have multiple cost saving options implemented on the health and prescription plans. These cost savings options have helped the County stay well below the national annual trend increases on health, prescription, dental and vision plans.

The County purchased an aggregate stop loss policy for its employee medical benefits plan as a safety net for the self-insured plan. The County Budget Board voted to freeze the employee premiums for the 2023 calendar year. The actuary projections called for an increase in rates due to the continued increase in total medical expenses. Although the Criminal Justice Authority was created as a separate trust, their employees remained on the Oklahoma County Self Insurance Health plan effective July 1, 2020, after they transferred from Oklahoma County.

The County's General Fund supplemental adopted budget for FY 2022-23 is \$120,301,716 which is \$8,883,390 higher than the FY 2021-22 final budget of \$111,418,326. The budgeted revenue increased \$8.5 million, or 8.7% and the fund balance increased \$295 thousand or 2.3%. The FY 22-23 budget consists of \$111,734,816 for department budgets and \$8,566,900 in transfers to other funds. An increase of \$5.1 million in budgeted property tax revenue, an increase of \$1.3 million in County Clerk fees, a decrease of \$1.9 million in Juvenile Detention state revenue, and an increase of \$2.7 million in interest income revenue account for the major changes in the projected increase and make up 91% of the overall General Fund budgeted revenue. The General fund beginning fund balance for 22-23 was \$295 thousand more than the fund balance in 21-22. The increased fund balance along with a \$8.5 million increase in revenue resulted in a net \$8.9 million, or 7.9% increase in funds available to budget in FY 22-23. The FY 22-23 budget was balanced by reviewing the estimate of needs of each individual department and budgeting most departments at their requests, less any requested raises and new position funding. During the budgeting process, an across the board 8.5% cost of living adjustment for a total of \$3.6 million. The amount budgeted in General Fund Reserve was increased by \$68 thousand from the final budget of \$3,128,169 in 21-22 to \$3,195,783 in 22-23. An additional \$1.6 million was allocated to the individual departments. The employer health premiums charged to departments were increased 7% and therefore each department budget was increased for a total of \$701 thousand. The General Government department in General Fund was reduced by \$278,545 for utilities, and \$50,000 for miscellaneous expenses. General Government was increased \$195,069 for insurance premiums, \$190,000 for ESRI, and \$67,126 for County occupied rent expenses. During the supplemental budget process an additional \$786,312 was allocated to General Government department, \$150,000 for outside legal, \$61,000 for court services and \$575,312 for the Criminal Justice Authority, \$65,909 was allocated to the Purchasing department for a grant writer, \$88,170 allocated to the Emergency Management department for a new position, parking increase, and public safety equipment, \$525,503 allocated to Sheriff Law Enforcement for salaries and benefits as part of a two year phased in salary increase, \$39,925 allocated to Juvenile Detention center for a new freezer, \$13,922 allocated to Highway District 2 for salary adjustments, \$53,036 allocated to County Audit, \$200,000 allocated to District Attorney-State, and the remaining \$1,675,075 was placed in a reserve cost center to address

**OKLAHOMA COUNTY, OKLAHOMA  
MANAGEMENT’S DISCUSSION AND ANALYSIS**

shortfalls that may occur during the budget year. Transfers for Employee Benefits, Workers Compensation and Self Insurance were reduced by \$436,000 and transfers to Capital Projects Fund was increased by \$2,060,000.

In December 2021, the Board of County Commissioners voted to approve all of the Oklahoma County Criminal Justice Advisory Council (CJAC) recommendations regarding a new Detention Center. This included a recommendation to build a new facility at an estimated cost of \$300 million. On June 28, 2022 Oklahoma County voters approved a \$260 million bond package, paving the way for the building of a new jail facility. The jail bond passed with nearly 60 percent of the vote.

**REQUESTING THE COUNTY’S FINANCIAL INFORMATION**

This financial report is designed to provide citizens, taxpayers, bondholders and other interested parties with a general overview of the County’s finances and to demonstrate the County’s accountability for the money it receives. Complete financial statements of the individual blended and discretely presented component units can be requested from the Oklahoma County Clerk’s office. If you have questions about this report or need additional financial information, contact the County Clerk’s Finance Division at 320 Robert S. Kerr, Room 206 Oklahoma City, OK 73102-3430.

*Basic  
Financial  
Statements*



**OKLAHOMA COUNTY, OKLAHOMA**  
**STATEMENT OF NET POSITION**  
**JUNE 30, 2022**

	<b>Primary Government</b>			<b>Component Units</b>
	<b>Governmental Activities</b>	<b>Business-type Activities</b>	<b>Total</b>	
<b>ASSETS</b>				
Current Assets:				
Cash & Cash Equivalents	\$ 222,843,938	\$ 7,788,804	\$ 230,632,742	\$ 3,663,554
Investments	5,736,243	-	5,736,243	4,585,000
Property taxes receivable, net	4,587,635	-	4,587,635	-
Other taxes receivable	1,652,437	-	1,652,437	-
Interest receivable	27,154	-	27,154	15,600
Accounts receivable	3,267,673	13,028	3,280,701	558,917
Intergovernmental receivables	4,247,330	-	4,247,330	-
Lease receivable	474,109	-	474,109	-
Prepaid asset	-	-	-	220,526
Inventories	980,436	-	980,436	330,299
<b>Total Current Assets</b>	<b>\$ 243,816,955</b>	<b>\$ 7,801,832</b>	<b>\$ 251,618,787</b>	<b>\$ 9,373,896</b>
Noncurrent Assets:				
Lease receivable	956,792	-	956,792	-
Capital Assets:				
Land, Construction in Progress, and Water Rights	34,476,396	2,275,936	36,752,332	-
Buildings, Improvements, Infrastructure, and Machinery & Equipment, Net	78,376,843	9,915,614	88,292,457	13,184,293
Leased assets, net amortization	718,239	-	718,239	-
Net Capital Assets	113,571,478	12,191,550	125,763,028	13,184,293
<b>Total Noncurrent Assets</b>	<b>114,528,270</b>	<b>12,191,550</b>	<b>126,719,820</b>	<b>13,184,293</b>
<b>Total Assets</b>	<b>\$ 358,345,225</b>	<b>\$ 19,993,382</b>	<b>\$ 378,338,607</b>	<b>\$ 22,558,189</b>
<b>DEFERRED OUTFLOWS OF RESOURCES</b>				
Deferred amounts related to pensions	48,307	-	48,307	-
Deferred amounts related to OPEB	160,587,720	-	160,587,720	71,838,801
Deferred amount on refinancing	-	1,279,824	1,279,824	-
<b>Total Deferred Outflows of Resources</b>	<b>\$ 160,636,027</b>	<b>\$ 1,279,824</b>	<b>\$ 161,915,851</b>	<b>\$ 71,838,801</b>
<b>LIABILITIES</b>				
Current Liabilities:				
Accounts Payable and other current liabilities	\$ 7,013,543	\$ 120,608	\$ 7,134,151	\$ 885,239
Accrued payroll liabilities	-	-	-	483,712
Accrued interest payable	97,685	12,683	110,368	-
Compensated absences, current	5,914,769	-	5,914,769	729,000
Note payable, current	171,271	645,000	816,271	-
Lease obligation, current	479,564	-	479,564	-
Judgments payable, current	427,000	-	427,000	-
Claims liability, current	6,202,000	-	6,202,000	-
Bonds payable, current	5,445,000	-	5,445,000	-
Unearned revenue	154,343,206	52,977	154,396,183	-
<b>Total Current Liabilities</b>	<b>\$ 180,094,038</b>	<b>\$ 831,268</b>	<b>\$ 180,925,306</b>	<b>\$ 2,097,951</b>
Noncurrent Liabilities:				
Compensated absences	1,092,895	-	1,092,895	2,280,770
Note payable	489,537	7,120,000	7,609,537	-
Lease obligation	238,350	-	238,350	-
Judgment payable	833,333	-	833,333	-
Total OPEB liability	313,471,344	-	313,471,344	10,455,718
Net pension liability	9,589,446	-	9,589,446	-
Bond payable-net	5,561,078	-	5,561,078	-
<b>Total Noncurrent Liabilities</b>	<b>\$ 331,275,983</b>	<b>\$ 7,120,000</b>	<b>\$ 338,395,983</b>	<b>\$ 12,736,488</b>
<b>Total Liabilities</b>	<b>\$ 511,370,021</b>	<b>\$ 7,951,268</b>	<b>\$ 519,321,289</b>	<b>\$ 14,834,439</b>
<b>DEFERRED INFLOWS OF RESOURCES</b>				
Leases	1,427,344	-	1,427,344	-
Deferred amount related to OPEB	283,238,217	-	283,238,217	82,664,461
<b>Total Deferred Inflows of Resources</b>	<b>\$ 284,665,561</b>	<b>\$ -</b>	<b>\$ 284,665,561</b>	<b>\$ 82,664,461</b>
<b>NET POSITION</b>				
Net Investment in Capital Assets	\$ 108,200,418	\$ 5,706,374	\$ 113,906,792	\$ 13,184,293
Restricted For:				
General Government - resale property	6,867,457	-	6,867,457	-
General Government - record preservation	1,046,411	-	1,046,411	-
Public safety	4,515,704	-	4,515,704	-
Roads and highways	19,541,700	-	19,541,700	-
Economic development	4,503,716	-	4,503,716	-
Debt service	6,060,179	7,615,564	13,675,743	-
CARES Act	20,248	-	20,248	-
other purposes	1,028,368	-	1,028,368	-
Unrestricted (deficit)	(428,838,531)	-	(428,838,531)	(16,286,203)
<b>Total Net Position</b>	<b>\$ (277,054,330)</b>	<b>\$ 13,321,938</b>	<b>\$ (263,732,392)</b>	<b>\$ (3,101,910)</b>

The notes to the financial statements are an integral part of this statement.

**OKLAHOMA COUNTY, OKLAHOMA  
STATEMENT OF ACTIVITIES  
FOR THE YEAR ENDED JUNE 30, 2022**

Functions/Programs	Expenses	Program Revenues			Net (Expense) Revenue and Changes in Net Assets			Component Units
		Charges for Services	Operating Grants and Contributions	Capital Grants and Contributions	Primary Government			
					Governmental Activities	Business-type Activities	Total	
<b>PRIMARY GOVERNMENT</b>								
Government Activities:								
General Government	\$ 107,895,366	\$ 20,764,455	\$ 10,362,454	\$ 693,090	\$ (76,075,367)	\$ -	\$ (76,075,367)	\$ -
Public Safety	25,682,039	6,388,672	1,891,651	3,118,787	(14,282,929)	-	(14,282,929)	-
Health and welfare	2,003,700	-	-	-	(2,003,700)	-	(2,003,700)	-
Culture and recreation	68,133	-	-	-	(68,133)	-	(68,133)	-
Roads and Highways	20,903,282	-	13,126,649	6,227,328	(1,549,305)	-	(1,549,305)	-
Economic development	2,900	1,214	-	761,624	759,938	-	759,938	-
Interest on long term obligations	335,132	-	-	-	(335,132)	-	(335,132)	-
Total Government Activities	<u>\$ 156,890,552</u>	<u>\$ 27,154,341</u>	<u>\$ 25,380,754</u>	<u>\$ 10,800,829</u>	<u>\$ (93,554,628)</u>	<u>\$ -</u>	<u>\$ (93,554,628)</u>	<u>\$ -</u>
Business-Type Activities:								
Public Buildings Authority	\$ 2,672,580	\$ 3,886,002	\$ -	\$ -	\$ -	\$ 1,213,422	\$ 1,213,422	\$ -
Total Primary Government	<u>\$ 159,563,132</u>	<u>\$ 31,040,343</u>	<u>\$ 25,380,754</u>	<u>\$ 10,800,829</u>	<u>\$ (93,554,628)</u>	<u>\$ 1,213,422</u>	<u>\$ (92,341,206)</u>	<u>\$ -</u>
<b>COMPONENT UNITS</b>								
County Jail Finance Authority	\$ 73,614	\$ 394,784	\$ -	\$ -				\$ 321,170
Criminal Justice Authority	43,128,480	3,790,511	33,978,973	-				(5,358,996)
Total Component Unit	<u>\$ 43,202,094</u>	<u>\$ 4,185,295</u>	<u>\$ 33,978,973</u>	<u>\$ -</u>				<u>\$ (5,037,826)</u>
General Revenue								
Property Taxes (net of estimated uncollectibles of (\$458,611))					\$ 89,474,596	\$ -	\$ 89,474,596	\$ -
Resale property income					9,122,212	-	9,122,212	-
Other taxes and fees					1,004,017	-	1,004,017	-
Unrestricted investment earnings					223,155	4,228	227,383	34,572
Gain on sale of capital assets					71,718	-	71,718	-
Miscellaneous					339,678	-	339,678	-
Transfers-in (out)					1,700,000	(1,700,000)	-	-
Total General Revenue and Transfers					<u>101,935,376</u>	<u>(1,695,772)</u>	<u>100,239,604</u>	<u>34,572</u>
Change in Net Position					8,380,748	(482,350)	7,898,398	(5,003,254)
Net Position - Beginning					(285,435,078)	13,804,288	(271,630,790)	1,901,344
Net Position - Ending					<u>\$ (277,054,330)</u>	<u>\$ 13,321,938</u>	<u>\$ (263,732,392)</u>	<u>\$ (3,101,910)</u>

The notes to the financial statements are an integral part of this statement.

**OKLAHOMA COUNTY, OKLAHOMA  
BALANCE SHEET  
GOVERNMENTAL FUNDS  
JUNE 30, 2022**

	<u>General Fund</u>	<u>Highway Cash</u>	<u>Resale Property</u>	<u>Special Projects Fund (CARES)</u>	<u>American Rescue Plan Act</u>	<u>Debt Service Fund</u>	<u>Other Governmental Funds</u>	<u>Total Governmental Funds</u>
<b>ASSETS</b>								
Cash and cash equivalents	\$ 21,188,429	\$ 13,709,202	\$ 5,536,880	\$ 323,823	\$ 150,469,947	\$ 5,849,937	\$ 25,765,720	\$ 222,843,938
Investments	545,413	352,890	142,525	8,336	3,873,259	150,584	663,236	5,736,243
Property taxes receivable (net)	4,237,207	-	-	-	-	350,428	-	4,587,635
Other taxes receivable	341,512	-	1,287,275	-	-	23,650	-	1,652,437
Interest receivable	-	11,634	-	172	-	4,205	11,143	27,154
Accounts receivable	2,065,039	-	-	-	158,000	-	1,044,634	3,267,673
Intergovernmental receivable	2,206,584	1,955,511	-	-	-	-	85,235	4,247,330
Lease receivable	1,430,901	-	-	-	-	-	-	1,430,901
Inventory	90,769	759,451	-	-	-	-	130,216	980,436
Total assets	<u>\$ 32,105,854</u>	<u>\$ 16,788,688</u>	<u>\$ 6,966,680</u>	<u>\$ 332,331</u>	<u>\$ 154,501,206</u>	<u>\$ 6,378,804</u>	<u>\$ 27,700,184</u>	<u>\$ 244,773,747</u>
<b>LIABILITIES, DEFERRED INFLOWS AND FUND BALANCES</b>								
<b>Liabilities:</b>								
Accounts payable	\$ 3,595,064	\$ 1,196,987	\$ 99,219	\$ 312,083	\$ 158,000	\$ -	\$ 1,652,190	\$ 7,013,543
Benefits and claims payable	31,496	-	-	-	-	-	-	31,496
Unearned revenue	-	-	-	-	154,343,206	-	-	154,343,206
Total liabilities	<u>3,626,560</u>	<u>1,196,987</u>	<u>99,219</u>	<u>312,083</u>	<u>154,501,206</u>	<u>-</u>	<u>1,652,190</u>	<u>161,388,245</u>
<b>Deferred Inflows of resources:</b>								
Unavailable revenue-Property Taxes	3,521,762	-	-	-	-	301,691	-	3,823,453
Unavailable revenue-Intergovernmental	273,823	-	-	-	-	16,932	940,305	1,231,060
Leases	1,427,344	-	-	-	-	-	-	1,427,344
Total Deferred Inflows	<u>5,222,929</u>	<u>-</u>	<u>-</u>	<u>-</u>	<u>-</u>	<u>318,623</u>	<u>940,305</u>	<u>6,481,857</u>
<b>Fund balances:</b>								
Nonspendable	\$ 90,769	\$ 759,451	\$ -	\$ -	\$ -	\$ -	\$ 130,216	980,436
Restricted	-	14,832,250	6,867,461	20,248	-	6,060,181	20,839,298	48,619,438
Committed	3,566,507	-	-	-	-	-	-	3,566,507
Assigned	1,681,802	-	-	-	-	-	4,138,175	5,819,977
Unassigned	17,917,287	-	-	-	-	-	-	17,917,287
Total fund balances	<u>23,256,365</u>	<u>15,591,701</u>	<u>6,867,461</u>	<u>20,248</u>	<u>-</u>	<u>6,060,181</u>	<u>25,107,689</u>	<u>76,903,645</u>
Total liabilities, deferred inflows and fund balances	<u>\$ 32,105,854</u>	<u>\$ 16,788,688</u>	<u>\$ 6,966,680</u>	<u>\$ 332,331</u>	<u>\$ 154,501,206</u>	<u>\$ 6,378,804</u>	<u>\$ 27,700,184</u>	<u>\$ 244,773,747</u>
Total Fund Balance, Governmental Funds								\$ 76,903,645
Amounts reported for governmental activities in the Statement of Net Assets are different because:								
Capital assets used in governmental activities are not current financial resources and, therefore, are not reported in the funds								113,571,478
Other assets are not available to pay for current-period expenditures and, therefore, are deferred in the governmental funds, but not deferred in the statement of net position:								
Unavailable revenue-property tax, other taxes and governmental								5,054,513
Pension related deferred outflows								48,307
OPEB related deferred outflows								160,587,720
Long-term liabilities and deferred inflows of resources are not due and payable in the current period and therefore, are not reported in the funds								
Bonds payable, net unamortized premiums								(11,006,078)
Notes payable								(660,808)
Lease obligations								(717,914)
Judgments payable								(1,260,333)
Accrued compensated absences								(7,007,664)
Accrued interest payable								(97,685)
Claims liability, less amount report at fund level								(6,170,504)
Pension related deferred inflows								
OPEB related deferred inflows								(283,238,217)
OPEB related deferred inflows								
Total OPEB liability								(313,471,344)
Net pension liability								(9,589,446)
Net Position of Governmental Activities								<u>\$ (277,054,330)</u>

**OKLAHOMA COUNTY, OKLAHOMA**  
**STATEMENT OF REVENUES, EXPENDITURES, AND CHANGES IN FUND BALANCES**  
**GOVERNMENTAL FUNDS**  
**FOR THE YEAR ENDED JUNE 30, 2022**

	<u>General Fund</u>	<u>Highway Cash</u>	<u>Resale Property</u>	<u>Special Projects Fund (CARES)</u>	<u>American Rescue Plan Act</u>	<u>Debt Service Fund</u>	<u>Other Governmental Funds</u>	<u>Total Governmental Funds</u>
<b>REVENUES</b>								
Property taxes	\$ 84,282,901	\$ -	\$ -	\$ -	\$ -	\$ 5,224,061	\$ -	\$ 89,506,962
Other taxes	930,499	-	-	-	-	73,518	-	1,004,017
Resale property income	-	-	9,122,212	-	-	-	-	9,122,212
Charges for services	11,136,725	-	-	-	-	-	6,972,911	18,109,636
Intergovernmental revenues	9,784,113	16,385,165	-	2,592,672	707,000	-	12,905,697	42,374,647
Investment income	155,032	18,487	-	1,301	-	8,724	24,001	207,545
Lease Revenue	475,781	-	-	-	-	-	-	475,781
Miscellaneous revenue	518,417	2,038,749	-	-	-	-	354,867	2,912,033
Total revenues	<u>107,283,468</u>	<u>18,442,401</u>	<u>9,122,212</u>	<u>2,593,973</u>	<u>707,000</u>	<u>5,306,303</u>	<u>20,257,476</u>	<u>163,712,833</u>
<b>EXPENDITURES</b>								
Current:								
General government	80,954,278	-	6,814,289	3,447,360	707,000	-	17,971,895	109,894,822
Public safety	21,938,248	-	-	-	-	-	4,450,500	26,388,748
Health and welfare	2,168,436	-	-	-	-	-	-	2,168,436
Culture and recreation	68,133	-	-	-	-	-	-	68,133
Roads and highways	1,805,465	11,857,483	-	-	-	-	549,321	14,212,269
Debt service:								
Principal	422,167	172,591	-	-	-	5,530,167	47,802	6,172,727
Interest	3,436	16,420	-	-	-	528,451	928	549,235
Capital outlay	1,604,625	8,374,892	59,735	3,429,409	-	-	4,496,005	17,964,666
Total expenditures	<u>108,964,788</u>	<u>20,421,386</u>	<u>6,874,024</u>	<u>6,876,769</u>	<u>707,000</u>	<u>6,058,618</u>	<u>27,516,451</u>	<u>177,419,036</u>
Excess (deficiency) of revenues over expenditures	<u>(1,681,320)</u>	<u>(1,978,985)</u>	<u>2,248,188</u>	<u>(4,282,796)</u>	<u>-</u>	<u>(752,315)</u>	<u>(7,258,975)</u>	<u>(13,706,203)</u>
<b>OTHER FINANCING SOURCES (USES)</b>								
Transfers from other funds	1,700,143	-	-	-	-	-	2,000,821	3,700,964
Transfers to other funds	(300,000)	-	(1,700,143)	-	-	-	(821)	(2,000,964)
Lease proceeds	104,512	18,046	-	-	-	-	-	122,558
Sale of capital assets	3,645	94,050	-	-	-	-	91,901	189,596
Total other financing sources (uses)	<u>1,508,300</u>	<u>112,096</u>	<u>(1,700,143)</u>	<u>-</u>	<u>-</u>	<u>-</u>	<u>2,091,901</u>	<u>2,012,154</u>
Net change in fund balances	(173,020)	(1,866,889)	548,045	(4,282,796)	-	(752,315)	(5,167,074)	(11,694,049)
Fund balances - beginning, restated	23,429,385	17,458,590	6,319,416	4,303,044	-	6,812,496	30,274,763	88,597,694
Fund balances - ending	<u>\$ 23,256,365</u>	<u>\$ 15,591,701</u>	<u>\$ 6,867,461</u>	<u>\$ 20,248</u>	<u>\$ -</u>	<u>\$ 6,060,181</u>	<u>\$ 25,107,689</u>	<u>\$ 76,903,645</u>



**OKLAHOMA COUNTY, OKLAHOMA**  
**RECONCILIATION OF THE GOVERNMENTAL FUNDS STATEMENT OF REVENUES,**  
**EXPENDITURES, AND CHANGES IN FUND BALANCE TO THE STATEMENT OF ACTIVITIES**  
**FOR THE YEAR ENDED JUNE 30, 2022**

Net Change in Fund Balances - Total Governmental Funds \$ (11,694,049)

Amounts reported for governmental activities in the Statement of Net Activities are different because:

Governmental funds report capital outlays as expenditures while governmental activities report depreciation expense to allocate those expenditures over the life of the assets:

Capital asset purchases	13,318,460
Depreciation expense	(9,915,170)
Capital assets disposals	(117,878)
Capital assets donated to business-type activities	

Governmental funds report bond issuance costs as expenditures and bond premiums as revenue while governmental activities report amortization and interest expense to allocate those expenditures over the term of the bonds:

Amortization expense	
Interest expense	155,461

Governmental funds report revenue not collected within the availability period as Unavailable Revenue, but on the Statement of Activities these revenues are recognized and the deferred inflow of resources is eliminated:

Property taxes	(213,251)
----------------	-----------

Bond proceeds and bond premiums provide current financial resources to governmental funds, but issuing debt increases long-term liabilities in the Statement of Net Position. Repayment of debt principal is an expenditure in the governmental funds, but the repayment reduces long-term liabilities in the Statement of Net Position:

Change in claims liability	(678,796)
Change in bonds liability	5,455,000
Note payable principal payment	168,113
Change in judgment liability	(1,174,833)
Revenue bond premium	58,246
Change in lease liability	351,564

Some expenses reported in the statement of activities do not require the use of current financial resources, and these are not reported as expenditures in governmental funds:

Compensated absences	(256,166)
OPEB liability and deferrals change	12,899,878
Net pension liabilities and deferrals	24,169

Change in Net Position of Governmental Activities \$ 8,380,748

**OKLAHOMA COUNTY, OKLAHOMA**  
**STATEMENT OF NET POSITION**  
**PROPRIETARY FUND**  
**JUNE 30, 2022**

	<b>Public Buildings Authority</b>
<b>ASSETS</b>	
Current assets:	
Restricted assets:	
Cash and cash equivalents	\$ 7,788,804
Accounts receivable	13,028
Total current assets	7,801,832
Capital assets:	
Land	2,275,936
Buildings and improvements	25,046,935
Equipment	841,728
Construction in progress	-
Less accumulated depreciation	(15,973,049)
Total capital assets (net of accumulated depreciation)	12,191,550
Total noncurrent assets	12,191,550
Total assets	\$ 19,993,382
 <b>DEFERRED OUTFLOWS OF RESOURCES</b>	
Deferred amount on lease refinancing	\$ 1,279,824
 <b>LIABILITIES</b>	
Current liabilities payable from :	
restricted assets:	
Lease obligations-current	645,000
Accounts payable	120,608
Accrued interest payable	12,683
Unearned revenue	52,977
Total current liabilities	831,268
Noncurrent liabilities:	
Lease obligations	7,120,000
Total noncurrent liabilities	7,120,000
Total liabilities	7,951,268
 <b>NET POSITION</b>	
Net investment in capital assets	5,706,374
Restricted for debt service	7,615,564
Total net position	\$ 13,321,938

The notes to the financial statements are an integral part of this statement.

**OKLAHOMA COUNTY, OKLAHOMA**  
**STATEMENT OF REVENUES, EXPENSES, AND CHANGES IN FUND NET POSITION**  
**PROPRIETARY FUND**  
**FOR THE YEAR ENDED JUNE 30, 2022**

	<u><b>Public Buildings Authority</b></u>
Operating revenues:	
Rental	\$ 3,886,002
Total operating revenues	<u>3,886,002</u>
Operating expenses:	
Costs of sales and services	983,521
Administration	346,589
Depreciation	1,064,268
Total operating expenses	<u>2,394,378</u>
Operating income	<u>1,491,624</u>
Nonoperating revenues (expenses):	
Investment income	4,228
Interest expense	(276,774)
Trustee and other expenses	(1,428)
Total nonoperating revenue (expenses)	<u>(273,974)</u>
Income before transfers	1,217,650
Transfer to County Capital Regular Fund	<u>(1,700,000)</u>
Change in net position	<u>(482,350)</u>
Total net position-beginning	<u>13,804,288</u>
Total net position-ending	<u><u>\$ 13,321,938</u></u>

The notes to the financial statements are an integral part of this statement.

**OKLAHOMA COUNTY, OKLAHOMA  
STATEMENT OF CASH FLOWS  
PROPRIETARY FUND  
FOR THE YEAR ENDED JUNE 30, 2022**

	<u>Public Buildings Authority</u>
<b>CASH FLOWS FROM OPERATING ACTIVITIES</b>	
Receipts from customers and users	\$ 3,902,247
Payments to suppliers	(971,785)
Payments to employees	(346,589)
Net cash provided by operating activities	<u>2,583,873</u>
<b>CASH FLOWS FROM CAPITAL FINANCING ACTIVITIES</b>	
Trustee fees on capital debt	(1,428)
Principal paid on capital debt	(630,000)
Interest paid on capital debt	(161,455)
Payment for capital assets	(52,005)
Net cash provided (used) by capital financing activities	<u>(844,888)</u>
<b>CASH FLOWS FROM NONCAPITAL FINANCING ACTIVITIES</b>	
Transfer to governmental funds	<u>(1,700,000)</u>
Net cash provided (used) by non-capital financing activities	<u>(1,700,000)</u>
<b>CASH FLOWS FROM INVESTING ACTIVITIES</b>	
Interest earnings received	<u>4,227</u>
Net cash provided by investing activities	4,227
Net increase (decrease) in cash and cash equivalents	43,212
Beginning cash and cash equivalents	<u>7,745,592</u>
Ending cash and cash equivalents	<u>\$ 7,788,804</u>
<b>Reconciliation of operating income to net cash provided by operating activities:</b>	
Operating Income	<u>1,491,624</u>
Adjustments to reconcile operating income to net cash provided by operating activities:	
Depreciation expense	1,064,268
(Increase) decrease in accounts receivable	(5,291)
Increase (decrease) in payables	11,736
Increase (decrease) in unearned revenue	21,536
Total adjustments	<u>\$1,092,249</u>
Net cash provided by operating activities	<u>\$ 2,583,873</u>

The notes to the financial statements are an integral part of this statement.

**OKLAHOMA COUNTY, OKLAHOMA**  
**STATEMENT OF FIDUCIARY NET POSITION**  
**FIDUCIARY FUNDS**  
**JUNE 30, 2022**

	<u>Defined Benefit Pension Trust Fund</u>	<u>Custodial Funds</u>
<b>Assets</b>		
Cash and investments	\$ 6,461,063	\$ 53,935,476
Property taxes receivable, net	-	43,949,354
Due from other governments	-	1,277,019
<b>Total assets</b>	<u>\$ 6,461,063</u>	<u>\$ 99,161,847</u>
<b>Liabilities</b>		
Accounts payable	-	19,413
Due to other governments	-	51,426,213
<b>Total liabilities</b>	<u>\$ -</u>	<u>\$ 51,445,626</u>
<b>Net Position</b>		
Restricted for Individuals, organization, other governments	<u>\$ 6,461,063</u>	<u>\$ 47,716,221</u>
<b>Total Net Position</b>	<u>\$ 6,461,063</u>	<u>\$ 47,716,221</u>

**OKLAHOMA COUNTY, OKLAHOMA**  
**STATEMENT OF CHANGES IN FIDUCIARY NET POSITION**  
**FOR THE YEAR ENDED JUNE 30, 2022**

	Defined Benefit Pension Trust Fund	Total Custodial Funds
<b>Additions</b>		
Contributions:		
Employer	\$ 1,610,245	\$ -
Investment income:		
Interest	60,761	-
Property tax collections for other governments	-	920,976,381
Other taxes and fees for other governments	-	37,490,189
Property tax collections by individuals	-	425,429
Held for individuals	-	69,557,733
<b>Total Additions</b>	<b>\$ 1,671,006</b>	<b>\$ 1,028,449,731</b>
<b>Deductions</b>		
Benefits	1,276,629	-
Administrative expenses	17,530	2,151,192
Payments of property tax to other governments	-	921,322,073
Payments of other taxes and fees to other governments	-	36,369,531
Property tax payments to individuals	-	4,530
Payments to individuals	-	61,764,809
<b>Total Deductions</b>	<b>\$ 1,294,159</b>	<b>\$ 1,021,612,135</b>
<b>Change in Net Position</b>	376,847	6,837,596
<b>Net Position</b>		
Beginning of year	6,084,216	40,878,625
End of year	<b>\$ 6,461,063</b>	<b>\$ 47,716,221</b>

The notes to the financial statements are an integral part of this statement.

*Notes to the  
Financial  
Statements*



**OKLAHOMA COUNTY, OKLAHOMA**  
**Notes to the Financial Statements**  
**June 30, 2022**

**INDEX**

**I. SUMMARY OF SIGNIFICANT ACCOUNTING POLICIES**

A. Reporting Entity .....	43
1. Blended Component Unit .....	43
2. Discretely Presented Component Unit .....	44
3. Jointly Governed Organization .....	45
4. Related Organizations .....	45
B. Government-wide and Fund Financial Statements .....	46
C. Measurement Focus, Basis of Accounting, and Financial Statement Presentation .....	46
D. Assets, Liabilities, and Net Position .....	48
1. Deposits and Investments .....	48
2. Property Taxes Receivable .....	48
3. Accounts Receivable and Unavailable Revenues.....	49
4. Inventories .....	49
5. Due to Other Taxing Units/Others .....	49
6. Capital Assets and Depreciation .....	50
7. Compensated Absences .....	50
8. Long-Term Obligations .....	50
9. Defined Benefit Retirement Plan .....	51
10. Deferred Outflows and Deferred Inflows of Resources.....	51
11. Internal Balances.....	51
12. Fund Balance and Net Position .....	52

**II. STEWARDSHIP, COMPLIANCE, AND ACCOUNTABILITY**

A. Budgetary Information .....	53
B. Legal and Contractual Obligations .....	53
C. Continuous Inventory .....	53

**III. DETAILED NOTES ON ALL FUNDS**

A. Deposits and Investments .....	54
B. Property Taxes Receivable .....	55
C. Capital Assets .....	56
D. Interfund Transfers .....	58
E. Operating Leases .....	58
F. Long-term Debt .....	59
1. Governmental Activities .....	59
2. Business-Type Activities .....	60
3. Discretely Presented Component Unit .....	61
4. Judgments Payable .....	63
5. Changes in Long Term liabilities .....	64
G. Net Position and Fund Balances .....	65



**OKLAHOMA COUNTY, OKLAHOMA**  
**Notes to the Financial Statements**  
**June 30, 2022**

**IV. OTHER INFORMATION**

A. Risk Management .....	67
B. Commitments and Contingent Liabilities .....	69
C. Other Post-Employment Benefits .....	70
D. Employees Retirement Plans and Financial Statements .....	73
1. Defined Benefit Retirement Plan .....	73
2. Defined Contribution Retirement Plan .....	77
E. Tax Abatements .....	79

**OKLAHOMA COUNTY, OKLAHOMA**  
**Notes to the Financial Statements**  
**June 30, 2022**

**Note I. Summary of Significant Accounting Policies**

The financial statements of Oklahoma County are presented in conformity with accounting principles generally accepted in the United States of America as applied to government units. The Governmental Accounting Standards Board (GASB) is the accepted standard-setting body for establishing governmental accounting and financial reporting principles.

**New Accounting Pronouncements Adopted in Fiscal Year 2022:**

The County adopted the provisions of GASB Statement No. 87, Leases. The objective of this statement is to better meet the information needs of financial statement users by improving accounting and financial reporting for leases by governments. The statement requires recognition of certain lease assets and liabilities for leases that previously were classified as operating leases and recognized inflows of resources or outflows of resources based on the payment provisions of the contract. It establishes a single model for lease accounting based on the foundational principle that leases are financings of the right to use an underlying asset. A lessee is required to recognize a lease liability and an intangible right-to-use lease asset, and a lessor is required to recognize a lease receivable and a deferred inflow of resources.

**A. Reporting entity**

Oklahoma County government is a subdivision of the state government and all of the powers exercised by the County are those delegated by the State, as authorized by the State Legislature and the state constitution. The County is governed by the Board of County Commissioners, comprised of three elected members. The accompanying financial statements present the government and its component units, entities for which the government is considered to be financially accountable and other organizations for which the primary government is not accountable, but for which the nature and significance of their relationship with the primary government are such that exclusion would cause the reporting entity's financial statements to be misleading or incomplete. Blended component units, although legally separate entities, are part of the government's operations. The discretely presented component unit is reported in a separate column in the government-wide financial statements to emphasize that it is legally separate from the government.

Complete financial statements for each of the individual component units may be obtained from the Oklahoma County Clerk's Finance Division.

**1. Blended Component Unit**

Oklahoma County Public Buildings Authority - The Oklahoma County Public Buildings Authority (OCPBA) was created for the primary purpose of financing, operating, constructing and administering any public works, improvements or facilities in Oklahoma County. The OCPBA achieves its purpose through the issuance of revenue bonds. The Board of County Commissioners serves as the Board of the OCPBA. OCPBA is a public trust authority established March 4, 1968, under the provisions of Title 60, Oklahoma Statutes 1961, Sections 176 to 180, inclusive, the Oklahoma Trust Act, and other applicable statutes of the State of Oklahoma. The OCPA Board consists of the three County Commissioners that make up the Oklahoma County Board of County Commissioners.

During the fiscal year, the OCPBA collected the rental revenues from the Metro Parking Garages, Investor's Capital Building, Lincoln Building property, and the Krowse Building which are pledged for payment of its 2003 series lease revenue bonds. Revenue generated by the properties are used to pay the principal and interest of the outstanding bonds and all direct expenses to manage and operate said properties under the amended management agreement between the OCPBA and Oklahoma County dated July 7, 2005. Under the agreement if any additional funds exist subsequent to the payment of ongoing operating costs, a payment to cover the County's overhead costs for supportive service will

**OKLAHOMA COUNTY, OKLAHOMA**  
**Notes to the Financial Statements**  
**June 30, 2022**

be paid to the County in July. The duration of the contract is the life of the bonds issued by OCPBA unless modified in writing. The OCPBA issues a separate financial report that can be obtained by writing to the Oklahoma County Clerk's Office at 320 Robert S. Kerr, Room 201, Oklahoma City, Oklahoma 73102.

**2. Discretely Presented Component Units**

Oklahoma County Finance Authority - The Oklahoma County Finance Authority (OCFA) is a discretely presented component unit and was created for the purpose to advance, finance and develop commercial and industrial projects or facilities and advance development of adequate housing within the County. The OCFA is a public trust established pursuant to a trust indenture dated May 9, 1983. Under the trust indenture, the OCFA was created for the use and benefit of Oklahoma County (the County) under the provisions of Title 60, Oklahoma Statutes (2001), Sections 176 to 180.3, inclusive, as amended and supplemented, the Oklahoma Public Trust Act and other applicable statutes of the State of Oklahoma.

The OCFA is authorized, in the furtherance of public purposes, to issue its revenue notes and bonds in order to provide funds for the development of commercial and industrial projects, which will benefit the County, including but not limited to, medical and housing projects. Pursuant to the respective trust indentures governing each project, the notes or bonds payable of each project do not constitute a debt, liability or moral obligation of the State of Oklahoma, or any political subdivision thereof, nor does the indebtedness constitute a personal obligation of the trustees of the OCFA. The OCFA has no taxing power.

The OCFA Board of Trustees is appointed by the County Commissioners of Oklahoma County. In addition, the County Commissioners ultimately approve all note and bond obligations issued by the OCFA. The OCFA issues a separate financial report that can be obtained by writing to the Oklahoma County Finance Authority at 105 N. Hudson, Suite 304, Oklahoma City, Oklahoma 73102.

Oklahoma County Criminal Justice Authority – The Oklahoma County Criminal Justice Authority is a public trust established May 22, 2019, for the use and benefit of Oklahoma County pursuant to the terms of Oklahoma Statutes, Title 60, Section 176. The purpose of the Authority pertain to Jail Facilities exclusively, specifically including but not limited to, the power to conduct studies and prepare comprehensive plans relating to the County's criminal justice and administration facilities, corrections and detention facilities and the resources of the County: to own, operate and manage jails, prisons, correctional, detention, rehabilitation, mental health, addition, diversion, justice and related facilities: and to finance any and all programs and facilities and develop resources to promote, operate, finance and develop Jail Facilities, develop rehabilitation, addiction, mental health, and other diversion services, projects or facilities relating to the operation of a Jail Facilities. To administer funds for the purpose of acquiring a site(s) for Jail Facilities, for the temporary or longer-term detention or incarceration of adults or appropriate youthful offenders and any related facilities. To plan, establish, develop, construct, finance, enlarge, remodel, acquire, improve, alter, extend, maintain, equip, operate, lease, furnish, and regulate any facilities related to any of the foregoing and, if desired, to lease such facilities and to operate the same in connection therewith and to perform, own, acquire, construct or engage in or finance any other enterprise or activity, project or facility to such extent it may be considered a proper and lawful function of public trust entities within the State of Oklahoma. There are nine Trustees of this Authority. One of the members is a member of the Board of County Commissioners, one is the County Sheriff, one is appointed by District One County Commissioner, one appointed by District two County Commissioner, one appointed by District three County Commissioner and four Trustees are Commission appointed Trustees. The Criminal Justice Authority voted on August 5, 2019 to operate the Oklahoma County Detention Center by engagement of a jail administrator. On June 1, 2020 the Criminal Justice Authority voted to begin operation of the Oklahoma County Detention Center on July 1, 2020 and entered a agreement with the Board of County Commissioners for the operation of the Oklahoma County Detention Center.

**OKLAHOMA COUNTY, OKLAHOMA**  
**Notes to the Financial Statements**  
**June 30, 2022**

**3. Jointly Governed Organization**

The City of Oklahoma City and the Board of County Commissioners of Oklahoma County participate in the City-County Board of Health (Board) whose purpose is to preserve and promote public health. Five members of the Board are appointed by the City Council, and four members are appointed by the Oklahoma County Commissioners with removal only for cause. The primary source of funding for the Board is an ad valorem tax levy. During fiscal year 1995-96 the City-County Health Department became totally independent of the County by agreement of the County and the City Council and the City-County Health Board. The County has no equity interest nor does the County contribute to the continued existence of the Board.

**4. Related Organizations**

The following related organizations are excluded from the financial reporting entity because the County does not exercise significant influence over their respective operations. Audited financial statements are available from the respective organizations. Related organizations are as follows:

Oklahoma County Home Finance Authority – The Oklahoma County Home Finance Authority (OCHFA) was created as a public trust under applicable Oklahoma Statutes on May 5, 1980, for the use and benefit of the Beneficiary, Oklahoma County, to finance and provide housing facilities as set forth in the Trust Indenture. The County has no significant influence over the management, budget or policies of the OCHFA.

Oklahoma Industries Authority - The Oklahoma Industries Authority (OIA) was created as a public trust under applicable Oklahoma Statutes on December 15, 1966, and amended May 4, 1981. It was created for the use and benefit of the Beneficiary, Oklahoma County, Oklahoma, to finance, promote and aid in the development of industry and commerce as set forth in the Trust Indenture. The County has no significant influence over the management, budget or policies of the OIA. On November 1, 1997, the Authority issued \$2,750,000 in lease revenue bonds to fund the expansion of the Oklahoma County Juvenile Detention Center project. In February 2001, the OIA issued \$4,765,000 in lease revenue bonds to fund heating and cooling upgrades and lighting, electrical and plumbing improvements to county buildings. On July 28, 2003, the Authority issued \$20,560,000 of lease revenue bonds to provide funds that will be used by the Public Buildings Authority to (1) acquire, construct and equip a parking garage, (2) advance refund the Public Building Authority Capital Improvement Bonds, Series 1997, (3) make improvements to the Metro Parking Garage, (4) make other County improvements, (5) fund capitalized interest, (6) purchase Surety Bonds in lieu of funding a Debt Service Reserve Fund, and (7) pay certain costs of issuing the Bonds.

Oklahoma County Industrial Authority – The Oklahoma County Industrial Authority (OCIA) was created as a public trust under applicable Oklahoma Statutes on May 5, 1982. It was created for the use and benefit of the Beneficiary, Oklahoma County, Oklahoma, to finance, promote and aid in the development of industry and commerce as set forth in the Trust Indenture. The County has no significant influence over the management, budget or policies of the OCIA operation.

Oklahoma County Utility Services Authority – The Oklahoma County Utility Services Authority (OCUSA) was created as a public trust under applicable Oklahoma Statutes on March 15, 1955. It was created to provide utility services in unincorporated areas of Oklahoma County for the safeguarding of public health and the conservation of public welfare in these areas. The County has no significant influence over the management, budget or policies of the OCUSA operation.

**OKLAHOMA COUNTY, OKLAHOMA**  
**Notes to the Financial Statements**  
**June 30, 2022**

**B. Government –wide and Fund Financial Statements**

The accompanying financial statements of the County have been prepared in conformity with generally accepted accounting principles as prescribed by the Governmental Accounting Standards Board (GASB). They present the financial position of the County and the various funds and fund types, the results of operations of the County and the various funds and fund types, and the cash flows of the proprietary fund. The financial statements are presented as of June 30, 2022, and for the year then ended.

The government-wide financial statements (i.e. the statement of net position and the statement of activities) report information on all of the nonfiduciary activities of the primary government and its component units. Except for interfund services provided and used, the effect of interfund activity has been removed from these statements. Governmental activities, which normally are supported by taxes and intergovernmental revenues, are reported separately from business-type activities, which rely to a significant extent on fees and charges for support. Likewise, the primary government is reported separately from discretely presented component units.

The statement of activities demonstrates the degree to which the direct expenses of a given function or segment are offset by program revenues. Direct expenses are those that are clearly identifiable with a specific function or segment. Program revenues include 1) charges to customers or applicants who purchase, use, or directly benefit from goods, services, or privileges provided by a given function or segment and 2) grants and contributions that are restricted to meeting the operational or capital requirements of a particular function or segment. Taxes and other items not properly included among program revenues are reported instead as general revenues.

The county operates each of the three self-insurance activities separately. However, all three are primarily funded through general fund revenues. Other revenues include premiums and interest income. Employee benefits and workers compensation expenses and claims are a result of the employment of workers hired to operate and manage the functions of the government. These expenses are reported by the general fund. Gross revenues totaled \$28,750,201 and gross expenses totaled \$33,233,907, resulting in net expenses of \$4,483,706.

Separate financial statements are provided for governmental funds, proprietary funds, and fiduciary funds, even though the latter are excluded from the government-wide financial statements. Major individual governmental funds and major individual enterprise funds are reported as separate columns in the fund financial statements.

**C. Measurement Focus, Basis of Accounting, and Financial Statement Presentation**

The government-wide financial statements are reported using the economic resources measurement focus and the accrual basis of accounting, as are the proprietary fund and the pension trust fund financial statements. Revenues are recorded when earned and expenses are recorded when a liability is incurred, regardless of the timing of related cash flows. Property taxes are recognized as revenues in the year for which they are levied. Grants and similar items are recognized as revenue as soon as all eligibility requirements imposed by the provider have been met. Governmental fund financial statements are reported using the current financial resources measurement focus and the modified-accrual basis of accounting. Revenues are recognized as soon as they are both measurable and available. Revenues are considered to be available when they are collectible within the current period or soon enough thereafter to pay liabilities of the current period. For this purpose, the government considers revenues to be available if they are collected within 60 days of the end of the current fiscal period. Expenditures generally are recorded when a liability is incurred, as under accrual accounting. However, debt service expenditures, as well as expenditures related to compensated absences and claims and judgments, are recorded only when payment is due.

Property taxes, intergovernmental revenues, and interest income associated with the current fiscal period are considered to be susceptible to accrual and so have been recognized as revenues of the current fiscal period. All other revenue items are considered to be measurable and available only when cash is received by the County.

**OKLAHOMA COUNTY, OKLAHOMA**  
**Notes to the Financial Statements**  
**June 30, 2022**

**Governmental Funds**

Generally accepted accounting principles set forth minimum criteria (percentage of the assets, liabilities, revenues or expenditures/expenses of either fund category or the governmental and enterprise combined) for the determination of major funds. The nonmajor funds are combined in a single column in the fund financial statements.

The County reports the following major governmental funds:

**General Fund** - The County's primary operating fund. The fund is used to account for and report all financial resources not accounted for and reported in another fund. The Employee Benefits, Worker's Compensation and Self Insurance activities are presented as part of the General Fund. Oklahoma County is self-insured and the primary source of funding is from General Fund revenue.

**Highway Cash** – Accounts for state, local and miscellaneous revenues and expenditures for the purpose of constructing and maintaining county roads and bridges.

**Resale Property** – Accounts for collection of interest and penalties on delinquent taxes and the expenditures incurred to sell abandoned property.

**Special Projects Fund-(CARES)** – This fund was established to account for the dollars received from the Coronavirus Relief Fund established by the Coronavirus Aid, Relief, and Economic Security Act (CARES Act). The payments received from the fund may only be used to cover the costs that are necessary expenditures incurred due to the public health emergency with respect to the Coronavirus Disease 2019 (COVID-19).

**American Rescue Plan Act** – This fund was established to account for the dollars received from the U.S. Treasury for needed relief to enable local governments to support the public health response and lay the foundation for a strong and equitable recovery as a result of the Coronavirus pandemic.

**Debt Service Fund** – Used to account for and report financial resources that are restricted, committed, or assigned to expenditure for principal and interest.

**Proprietary Fund**

**Public Buildings Authority** – Accounts for the operations of the Public Buildings Authority blended component unit.

**Fiduciary Fund Types**

Fiduciary funds are used to account for assets held by a governmental unit in a trustee capacity or as an agent for individuals, private organizations, or other governments.

The County reports the following fiduciary funds:

**Pension Trust Funds** – Pension trust funds account for assets held by the County in a trustee capacity for current and retired employees. Pension trust funds are accounted for in essentially the same manner as proprietary funds.

The County has the following pension trust fund:

1. **Defined Benefit Employee Retirement Fund** - Accounts for the receipt, investment, and distribution of retirement contributions for employees under the defined benefit plan.

**OKLAHOMA COUNTY, OKLAHOMA**  
**Notes to the Financial Statements**  
**June 30, 2022**

Custodial Funds - Custodial funds are custodial in nature (i.e., assets equal liabilities) and do not involve measurement of results of operations. However, Custodial fund assets and liabilities are recognized using the accrual basis of accounting. The County has sixteen classifications of custodial funds.

Revenue and Expense Classification

Amounts reported as program revenue es include 1) charges to customers or applicants for goods, services or privileges provided, 2) operating grants and contributions, and 3) capital grants and contributions, including special assessments. Internally dedicated resources are reported as general revenues rather than as program revenues. Likewise, general revenues include all taxes.

Proprietary funds distinguish operating revenues and expenses from nonoperating items. Operating revenues and expenses generally result from providing services and producing and delivering goods in connection with a proprietary fund's principal ongoing operations. Operating expenses for enterprise funds include cost of sales and services, administrative expenses and depreciation on capital. All revenues and expenses not meeting this definition are reported as non-operating revenues and expenses.

When both restricted and unrestricted resources are available for use, it is the County's policy to use restricted resources first, then unrestricted resources as they are needed.

**D. Assets, Liabilities, Deferrals, and Net Position**

**1. Deposits and Investments**

Cash and cash equivalents include amounts in demand deposits as well as short-term investments with a maturity date within three months of the date acquired by the County. The majority of interest earned on investments is allocated to the general fund except for those investments made specifically for the debt service fund, trust fund and certain special revenue funds as required by state statute for which investment income is allocated to the investing fund.

The County adopted formal deposit and investments policies in June 2022. State statutes authorize the County to adopt a written investment policy directing the investment of the funds of the County and any of its public trusts or authorities. The County Treasurer manages the investments according to the investment policy. The written investment policy authorize the county to purchase and invest in U.S. Government obligations; certificates of deposit; savings accounts; general obligation bonds issued by counties, municipalities, or school districts; money judgments against counties, municipalities, or school districts; bonds and revenue notes issued by a public trust when the beneficiary of the trust is a county, municipality, or school district; negotiable certificates of deposit; prime bankers acceptances; prime commercial paper; repurchase agreements and money market funds.

Investments are reported at fair value and certificates of deposits are reported at carrying amount which reasonably estimates fair value.

**2. Property Taxes Receivable**

All property tax receivables are shown net of an allowance for uncollectibles. Taxes are levied annually on October 1 with one-half due by December 31 and the remaining one-half due by March 31. If exactly one-half of the amount due is not received by December 31, the full amount is due and becomes delinquent January 1st. If the taxpayer opts for one-half payment by December 31 but does not make the remaining payment by March 31, the balance becomes delinquent. Delinquent tax payments are subject to interest assessments at 18% annual percentage rate. Major tax payments are received in the months December through April. Delinquent tax payments are received throughout the year. Governmental funds recognize revenue in the year levied to the extent they are received within 60 days of year-end. Current year tax collections for the year ended June 30, 2022 were 97.2% of the tax levy.

**OKLAHOMA COUNTY, OKLAHOMA**  
**Notes to the Financial Statements**  
**June 30, 2022**

The County's property tax is levied each October 1 on the assessed value listed as of January 1 of the same year for all real and personal property located in the County, except certain exempt property. Assessed values are established by the State Tax Commission and the State Equalization Board. A revaluation of all property is required once every five years. Oklahoma Counties assessed property value as of January 1, 2022, was \$8,458,903,242 after excluding homestead and veteran exemptions of \$208,000,521.

The County Excise Board levied 10.35 mills for General Fund operations, 2.59 mills for the City-County Health Department, 5.20 mills for Metropolitan Library Commission and 0.64 mills for Debt Service.

In addition, the County also collects the ad valorem taxes assessed by cities and towns and school districts and apportions the ad valorem tax collected to the appropriate taxing unit.

On the government-wide financial statements, property tax revenues are recognized in the fiscal year for which they are levied. On the fund financial statements, property tax revenues are deferred if not received within sixty days after fiscal year end.

**3. Receivables and Unavailable Revenues**

Receivables consist of intergovernmental receivables that are primarily amounts due from federal grants, and accounts receivable are primarily comprised of various charges for services, fees and employee health premiums earned by fiscal year end and not yet collected.

Governmental funds report unavailable revenue in connection with receivables for revenues that are earned but not collected within sixty days of year end and therefore not considered to be available to liquidate liabilities of the current period. At the end of the current fiscal year, the various components of deferred revenue reported in the governmental funds were as follows:

<b>Governmental Funds:</b>	<u>Unavailable</u>
Property taxes receivable – General Fund	\$3,521,762
Property taxes receivable – Debt Service Fund	301,691
Intergovernmental receivable- General Fund	273,823
Intergovernmental receivable – Debt Service Fund	16,932
Grant funds – Sheriff Grant Fund	38,340
Grant funds – County Bonds 2008 Fund	<u>901,965</u>
Total deferred for governmental funds	<u>\$5,054,513</u>

**4. Inventories**

Inventory in governmental funds consists of expendable supplies held for consumption stated on a first-in first-out basis. They are recorded at cost, as an expenditure, at the time individual items are purchased. Unconsumed inventories in governmental funds are equally offset by nonspendable fund balance, which indicates that portion of fund balance is not in spendable form.

**5. Due to Other Taxing Units/Others**

Oklahoma County acts as a collecting agent for many other governmental entities. The County is responsible for assessing ad valorem taxes, sending out statements, collecting the tax and distributing collections to the appropriate recipients. These recipients include, but are not limited to, schools, cities, the County Health Department, the City/County Library, Oklahoma County career tech Schools and colleges. All unremitted collections on hand at June



**OKLAHOMA COUNTY, OKLAHOMA**  
**Notes to the Financial Statements**  
**June 30, 2022**

30 are reported as “due to other taxing jurisdictions”, and unapportioned collections held in depository accounts are reported as “due to others”, within County custodial funds.

**6. Capital Assets and Depreciation**

Capital assets, which include property, plant, equipment, and infrastructure assets (e.g., roads, bridges, and similar items), are reported in the applicable governmental or business-type activities columns in the government-wide financial statements and in the proprietary fund financial statements. Capital assets are defined by Oklahoma County as assets with an initial, individual costs exceeding \$5,000. Such assets are recorded at historical cost or estimated historical cost if purchased or constructed. Donated capital assets are recorded at acquisition value at the date of donation. Supplies and materials purchased as part of construction projects expected to exceed the capitalization threshold are capitalized as projects are constructed. Land, land improvements and artwork are not depreciable assets. The costs of normal maintenance and repairs that do not add to the value of the asset or materially extend assets lives are not capitalized. All maintenance costs are expensed in the period incurred.

Capital assets are depreciated using the straight-line method over the assigned useful lives as follows:

<u>Assets</u>	<u>Years</u>
Buildings	40
Building improvements	30-40
Infrastructure-Roads	10
Infrastructure-Bridges	50
Equipment and automobiles	5-15
Furniture and Fixtures	10

Leased assets are amortized over the evaluated term of the associated contract.

**7. Compensated Absences**

Accrued vacation leave is payable upon layoff, resignation, retirement, or death. Amounts of vested or accumulated vacation leave are reported in the government-wide statements and not in the governmental fund statements as the liability is not expected to be paid from current resources. A liability for these amounts is reported in governmental funds only if they have matured as a result of employee resignations and retirements. At June 30, 2022 the accrued liability for annual and compensatory leave time was \$7,007,664.

There is no limitation on accruing unused sick leave. Sick leave does not vest, and therefore, is not reported. Unused sick leave shall contribute toward retirement eligibility for vested employees, 20 days being equivalent to one month. The maximum allowable is 130 days, which would allow an additional year.

**8. Long-Term Obligations**

In the government-wide financial statements, long-term debt and other long-term obligations are reported as liabilities in the applicable governmental activities or business-type activities columns of the statement of net position. Bond premiums and discounts are deferred and amortized over the life of the bonds. Bonds payable are reported net of the applicable bond premium or discount. Bond issuance costs are reported as expense in the period incurred.

In the fund financial statements, governmental fund types recognize bond premiums and discounts, as well as bond issuance costs, during the current period.

**OKLAHOMA COUNTY, OKLAHOMA**  
**Notes to the Financial Statements**  
**June 30, 2022**

**9. Defined Benefit Retirement Plan**

*Basis of Accounting*

The financial statements of the County's Defined Benefit Plan are prepared under the accrual method of accounting. Employer contributions to the plan are recognized when due. Benefits and refunds are recognized when due and payable in accordance with the terms of the plan.

*Estimates*

The preparation of financial statements in conformity with generally accepted accounting principles requires the plan trustees to make estimates and assumptions that affect certain reported amounts and disclosures. Accordingly, actual results may differ from those estimates.

*Investment Valuation and Income Recognition*

The Plan's investments are stated at fair value. If available, quoted market prices are used to value investments. The amounts shown for securities that have no quoted market price represent estimated fair value. Purchases and sale of securities are recorded on a settlement date basis. Interest income is recorded on the accrual basis.

*Pension*

For purposes of measuring the net pension liability, deferred outflows of resources and deferred inflows of resources related to pensions, and pension expense, information about the net position of the Employees' Retirement System of Oklahoma County and additions to/deductions from the System's net position have been determined on the same basis as they are reported by Employees' Retirement System of Oklahoma County. For this purpose, benefit payments (including refunds of employee contributions) are recognized when due and payable in accordance with the benefit terms. Investments are reported at fair value.

**10. Deferred Outflows and Deferred Inflows of Resources**

Deferred outflows and deferred inflows are the consumption and the acquisition, respectively, of net position by the County that is applicable to a future reporting period. The County's deferred outflows of resources were comprised of changes related to pensions that are applicable to future reporting periods. The County's deferred inflows of resources were comprised of the difference between expected and actual experience and changes in assumptions in OPEB obligations applicable to future reporting periods.

Lease-related amounts are recognized at the inception of leases in which the County is the lessor and are recorded in an amount equal to the corresponding lease receivable plus certain additional amounts received from the lessee at or before the commencement of the lease term that relate to future periods, less any lease incentives paid to, or on behalf of, the lessee at or before the commencement of the lease term. The inflow of resources is recognized in a systematic and rational manner over the term of the lease.

**11. Internal Balances**

Amounts reported in the fund financial statements as interfund receivables and payables are eliminated in the entity-wide governmental and business type activities columns of the Statement of Net Positions, except for the net residual amounts due between governmental and business-type activities, which are presented in internal balances.

Due To/Due From – Amounts owed to one fund or component unit by another which are due within one year are reported as due to other funds or component units.

**OKLAHOMA COUNTY, OKLAHOMA**  
**Notes to the Financial Statements**  
**June 30, 2022**

**12. Fund Balance and Net Position**

As prescribed by GASB Statement No. 54, governmental funds report fund balance in classifications based primarily on the extent to which the County is bound to honor constraints on the specific purposes for which amounts in the funds can be spent.

Fund balances are classified by level of constraint as follows:

- *Nonspendable Fund Balance* – includes amounts that are (a) not in spendable form, or (b) legally or contractually required to be maintained intact. The “not in spendable form” criterion includes items that are not expected to be converted to cash, for example: inventories, prepaid amounts, and long-term notes receivable.
- *Restricted Fund Balance* – includes amounts that can be spent only for the specific purposes stipulated by external resources providers, constitutionally or through enabling legislation. Restrictions may effectively be changed or lifted only with the consent of resource providers.
- *Committed Fund Balance* – includes amounts that can be used for the specific purposes determined by a formal action of the County’s highest level of decision-making authority, the County’s Board of County Commissioners or the County Budget Board by resolution. Commitments may be changed or lifted only by the County taking the same formal action by resolution that imposed the constraint originally.
- *Assigned Fund Balance* – comprises amounts intended to be used by the County for specific purposes that are neither restricted nor committed. *Intent* is expressed by motion of the County’s Board of County Commissioners or County Budget Board pursuant to state law by action other than resolution.
- *Unassigned Fund Balance* – represents fund balance that has not been assigned to other funds and has not been restricted, committed, or assigned to specific purposes within the General Fund. The General Fund is the only fund that reports a positive unassigned fund balance amount. However, in governmental funds other than the General Fund, if expenditures incurred for specific purposes exceed the amounts that are restricted, committed, or assigned to those purposes, it may be necessary to report a negative unassigned fund balance in that fund.

In circumstances when an expenditure is made for a purpose for which amounts are available in multiple fund balance classifications, fund balance is depleted in the order of restricted, committed, assigned, and unassigned.

The government-wide and the proprietary fund financial statements utilize a net position presentation. Net positions are categorized as net investment in capital assets, restricted, and unrestricted.

- Net investment in capital assets groups all capital assets into one component of net position. Accumulated depreciation and the outstanding balances of debt that are attributable to the acquisition, construction or improvement of these assets reduce the balance in this category.
- Restricted Net Position reflects net positions that are subject to constraints either by externally imposed by creditors, contributors, or laws or regulations of other governments or imposed by law through constitutional provisions or enabling legislation.
- Unrestricted Net Position represents the residual net positions of the County that are not restricted for any project or purpose.

When both restricted and unrestricted net positions are available for use, it is the County’s policy to use restricted net position or resources first.

**OKLAHOMA COUNTY, OKLAHOMA**  
**Notes to the Financial Statements**  
**June 30, 2022**

**Note II. Stewardship, Compliance, and Accountability**

**A. Budgetary Information**

Guidelines for the County Budget Act are set out in Title 19 Section 1401 of Oklahoma Statutes. At least thirty (30) days prior to the beginning of each fiscal year, a budget for each fund of the county for which a budget is required shall be completed by the county Budget Board. Each budget shall provide a complete financial plan for the budget year. The budget format shall be as prescribed by the Oklahoma State Auditor and Inspector. The format shall contain at least the following in tabular form for each fund, itemized by department and account within each fund:

1. Actual revenues and expenditures for the immediate prior fiscal year;
2. Estimated actual revenues and expenditures for the current fiscal year; and
3. Estimated revenues and proposed expenditures for the budget year.

The Budget Board of Oklahoma County complies with the purpose of the Budget Act, which is:

1. Establish uniform and sound fiscal procedures for the preparation, adoption, execution and control of budgets.
2. Enable counties to make financial plans for both current and capital expenditures and to ensure that their executive staffs administer their respective functions in accordance with adopted budgets.
3. Make available to the public and investors sufficient information as to the financial conditions, requirements and expectations of the county government.
4. Assist county governments to improve and implement generally accepted accounting principles as applied to governmental accounting, auditing and financial reporting, and standards of governmental finance management.

Each fund's appropriated budget is prepared on a detailed line-item basis. Revenues are budgeted by source. Expenditures are budgeted by department and character (salaries and wages, fringe benefits, travel, operation, capital and debt service), which constitutes the legal level of control. Expenditures may not exceed appropriations at this level. All budget revisions at this level are subject to authorization by the department head and approval by the Budget Board. All budget revisions are subject to final review by the County Budget Board. Revisions to the budget were made throughout the year.

The legal level of control is that expenditures budgeted in each fund may not exceed budgeted revenues, including fund balance, for the fund. Once approved, the County Budget Board may amend the legally adopted budget when unexpected modifications are required in estimated revenues and appropriations.

**B. Legal and Contractual Obligations**

Under Oklahoma Law, the County may not obligate funds that require income and revenue from future fiscal years without voter approval, such as with the issuance of general obligation bonds. All lease and lease-purchase agreements, whether or not they are capitalized, must be re-approved at the beginning of each fiscal year. Federal and State grant revenues and expenditures are accounted for in accordance with applicable contract provisions. General obligation bonds, judgments and related interest are levied for and paid in accordance with appropriate State laws.

**C. Continuous Inventory**

According to guidelines established by Title 19 Section 178.1 of Oklahoma statutes, the County maintains a continuous asset inventory of all assets purchased with a cost of \$500 or more. These items are generally purchases from the capital outlay accounts and recorded at cost.

**OKLAHOMA COUNTY, OKLAHOMA**  
**Notes to the Financial Statements**  
**June 30, 2022**

**Note III. Detailed Notes on All Funds**

**A. Deposits and Investments**

The County uses a pooled cash concept for deposits and investments except for the pension trust, and certain custodial funds. Cash and cash equivalents include amounts in demand deposits as well as short-term investments with a maturity date within three months of the date acquired by the County. All cash is pooled for operating and investment purposes and each fund has equity in the pooled amount. For reporting purposes, cash and investments have been allocated to each fund based on that fund's equity in the pooled amount.

**Investments**

As of June 30, 2022, the County had the following investments:

<b>Primary Government</b>		Weighted Average	Credit	Fair Value
<u>Investment Type</u>	<u>Fair Value</u>	<u>Maturity (Years)</u>	<u>Ratings</u>	<u>Category</u>
Certificates of deposit	\$7,089,877	.60	N/A	N/A
Judgments	-	-	N/A	Level III
Total investments	<u>\$7,089,877</u>			
Portfolio weighted average maturity		.60		

<b>Fiduciary Funds:</b>		Weighted Average	Credit	Fair Value
<u>Investment Type</u>	<u>Fair Value</u>	<u>Maturity (Years)</u>	<u>Ratings</u>	<u>Category</u>
Certificates of deposit	250,000	.30	N/A	N/A
Insured cash sweep	4,890,000	-	N/A	N/A
Judgments	<u>1,260,333</u>	2.3	N/A	Level III
Total investments	<u>\$6,400,333</u>			
Portfolio weighted average maturity		2.05		

The County categorizes its fair value measurements within the fair value hierarchy established by generally accepted account principles. The hierarchy is based on the valuation inputs used to measure the fair value of an asset. Level 1 inputs are quoted prices in active markets for identical assets; Level 2 inputs are significant other observable inputs; Level 3 inputs are significant unobservable inputs.

Level 3 inputs were used for judgments purchases from other governmental agencies that are not actively traded and significant other observable inputs are not available. Judgments are valued at \$1,260,333 using the cost approach at June 30, 2022.

*Custodial credit risk* for deposits is the risk that in the event of a bank failure, the County may not be able to recover its deposits. The County's policy requires uninsured deposits with banks to be 110 percent secured by collateral valued at fair value. As of June 30, 2022, the County's bank balance of \$262,088,083 and its blended component unit bank balance of \$7,788,804 are fully insured or collateralized with securities held by the County or its blended component unit, or their agents in their respective names.

*Interest rate risk* is the risk that changes in interest rates will adversely affect the fair value of an investment. In accordance with the adopted investment policy, the County manages its exposure to declines in fair values by following three benchmarks in investing funds: safety, liquidity and rate of return. The investment maturities are set up to meet projected cash flow needs and money market investments are available for funds making frequent deposits and expenditures.

**OKLAHOMA COUNTY, OKLAHOMA**  
**Notes to the Financial Statements**  
**June 30, 2022**

*Credit risk* is the risk that an issuer or other counterparty to an investment will not fulfill its obligation. Investing is preformed in accordance with investment policies adopted by the County complying with Oklahoma State statutes. Investments are limited to the following: 1) Direct obligations of United States government, its agencies or instrumentalities to the payment of which the full faith and credit of the government of the United states is pledged, or obligations to the payment of which the full faith and credit of the State of Oklahoma is pledged; 2) Obligations of the Government National Mortgage Association, Federal National Mortgage Association, or Federal Home Loan Mortgage Corporation, or any Federal farm credit bank, Federal land bank, or Federal home loan bank notes or bonds; 3) Collateralized or insured certificates of deposit; 4) Repurchase agreements that have underlying collateral of direct obligations or obligations of the United States government, it agencies and instrumentalities; 5) Money market funds and repurchase agreements which investments consist of the authorized investments of United States government agency obligations with restrictions as specified in state law; 6) State and Local Government Series; and 7) County direct debt obligations for which an ad valorem tax may be levied, rendered against the county by a court of record.

*Custodial credit risk for investments* is the risk that, in the event of the failure of the counterparty, the County will not be able to recover the value of its investments. County investment policy provides that investment collateral is held by a third-party custodian with whom the County has a current custodial agreement in the County’s name or be held in the name of both the County and financial institution by the Federal Reserve Bank servicing Oklahoma.

**Discretely Presented Component Unit**

<u>Investment Type</u>	<u>Fair Value</u>	<u>Weighted Average Maturity (Years)</u>	<u>Credit Ratings</u>
Certificates of deposit	\$4,585,000	0.45	N/A

*Interest rate risk.* The Authority’s investment policy limits the duration of certificates of deposit or other fixed-income securities to a maximum maturity from the date of purchase to six months.

*Investment Credit risk.* The Authority has no formal policy limiting investments based on credit rating but discloses any such credit risk associated with their investments by reporting the credit quality ratings of investments in debt securities as determined by nationally recognized statistical rating organizations and agencies as of yearend. Unless there is information to the contrary, obligations of the U.S. government or obligations explicitly guaranteed by the U.S. government are not considered to have credit risk and do not require disclosure of credit quality. The Authority invests in certificates of deposit of local financial institutions, and that all deposits and investments in excess of amounts covered by federal deposit insurance, be fully collateralized, with a pledge of the U.S. Treasury obligations, by the entity holding the deposit or investments. At June 30, 2022, all the Authority’s investments are in certificates of deposit.

*Custodial credit risk.* Custodial credit risk is the risk that in the event of a bank failure, the government’s deposits may not be returned to it. The Authority’s deposit policy for custodial credit risk is that all deposits shall either be insured by Federal Deposit Insurance or collateralized by securities held by the cognizant Federal Reserve Bank, or invested in U.S. Government obligations, in the Authority’s name. At June 30, 2022, the Authority’s deposits were not exposed to custodial credit risk since all deposits were either insured by Federal Deposit Insurance or collateralized by securities held in the Authority’s name.

**B. Property Taxes Receivable**

The following is a summary of property and other tax amounts shown as receivable and amounts considered uncollectible by the taxing unit. In accordance with state statute, all tax liens on real and personal property are extinguished upon the expiration of seven (7) years. Therefore, the receivables date back to 2012, and the total outstanding represents less than 1% of the original tax levies for the same time period.

**OKLAHOMA COUNTY, OKLAHOMA**  
**Notes to the Financial Statements**  
**June 30, 2022**

	TOTAL OUTSTANDING AT JUNE 30, 2022	AMOUNT CONSIDERED UNCOLLECTIBLE	AMOUNT SHOWN AS NET RECEIVABLE
Governmental Funds	\$ 5,040,764	\$ (453,128)	\$ 4,587,635
Custodial Funds:			
Health Dept	1,101,545	(5,508)	1,096,037
Cities & Library	7,169,271	(35,846)	7,133,424
Schools	35,899,390	(179,497)	35,719,893
Fiduciary Fund Total	44,170,206	(220,851)	43,949,354
Total	<u>\$ 49,210,970</u>	<u>\$ (673,979)</u>	<u>\$ 48,536,989</u>

**C. Capital Assets**

Capital assets activity for the year ended June 30, 2022 was as follows:

	Restated Balance June 30, 2021	Increases	Decreases	Balance June 30, 2022
<b>Primary Government</b>				
<b>Governmental activities:</b>				
Capital assets not being depreciated:				
Land	\$ 18,999,814	\$ 3,225	\$ -	\$ 19,003,039
Artwork	24,500	-	-	24,500
Construction In Progress	16,818,673	2,827,566	(4,197,382)	15,448,857
Total capital assets, not being depreciated	35,842,987	2,830,791	(4,197,382)	34,476,396
Capital assets being depreciated:				
Buildings & building Improvements	101,159,453	2,538,095	(13,574)	103,683,974
Machinery and equipment	39,294,328	5,021,065	(2,630,388)	41,685,006
Infrastructure	81,689,885	7,003,335	(1,353,428)	87,339,791
Total capital assets being depreciated	222,143,666	14,562,495	(3,997,390)	232,708,771
Less accumulated depreciation for:				
Buildings & building Improvements	(67,167,040)	(2,710,850)	7,409	(69,870,480)
Machinery and equipment	(30,974,584)	(2,231,435)	2,527,304	(30,678,715)
Infrastructure	(50,628,768)	(4,498,764)	1,344,799	(53,782,733)
Total accumulated depreciation	(148,770,392)	(9,441,048)	3,879,512	(154,331,928)
Total capital assets being depreciated, net	73,373,274	5,121,447	(117,878)	78,376,843
Leased Assets:				
Intangible Building	759,278	-	-	759,278
Intangible Equipment	310,525	122,558	-	433,083
Total Leased Assets, being amortized	1,069,803	122,558	-	1,192,361
Less accumulated amortization for:				
Intangible Building	-	(379,639)	-	(379,639)
Intangible Equipment	-	(94,483)	-	(94,483)
Total accumulated amortization	-	(474,122)	-	(474,122)
Total Lease Assets being amortized, net	1,069,803	(351,564)	-	718,239
Governmental activities, capital assets, net	<u>\$ 110,286,064</u>	<u>\$ 7,600,675</u>	<u>\$ (4,315,260)</u>	<u>\$ 113,571,478</u>

Beginning capital assets for governmental activities was restated for \$1,069,803 of intangible assets as a result of implementation of GASB Statement no. 87.

**OKLAHOMA COUNTY, OKLAHOMA**  
**Notes to the Financial Statements**  
**June 30, 2022**

**Business-type activities**

	June 30, 2021	Increases	Decreases	June 30, 2022
Capital assets not being depreciated:				
Land	\$ 2,275,936	\$ -	\$ -	\$ 2,275,936
Construction In Progress	953,583	-	(953,583)	-
Total capital assets, not being depreciated	3,229,519	-	(953,583)	2,275,936
Capital assets being depreciated:				
Buildings & building Improvements	24,189,154	857,781	-	25,046,935
Machinery and equipment	693,920	147,807	-	841,728
Total capital assets being depreciated	24,883,074	1,005,589	-	25,888,662
Less accumulated depreciation for:				
Buildings & building Improvements	(14,621,712)	(941,265)	-	(15,562,977)
Machinery and equipment	(287,068)	(123,003)	-	(410,072)
Total accumulated depreciation	(14,908,780)	(1,064,268)	-	(15,973,049)
Total capital assets being depreciated, net	9,974,294	(58,680)	-	9,915,614
Business-type activities, capital assets, net	\$ 13,203,813	\$ (58,680)	\$ (953,583)	\$ 12,191,550

Depreciation & Amortization expense was charged to functions/programs of the primary government as follows:

Governmental activities:

General government	\$ 2,074,501
Public safety	2,256,850
Health and welfare	6,449
Education	-
Roads and highways	<u>5,577,370</u>
Total depreciation and amortization expense- governmental activities	<u>\$9,915,170</u>

Business-type activities:

Public Building Authority	\$1,064,268
Total depreciation expense-business-type activities	<u>\$1,064,268</u>



**OKLAHOMA COUNTY, OKLAHOMA**  
**Notes to the Financial Statements**  
**June 30, 2022**

**D. Transfers**

Transfers for the year ended June 30, 2022, consist of the following amounts:

TRANSFERS IN	TRANSFERS OUT			
	GENERAL FUND	RESALE PROPERTY FUND	OTHER GOVERNMENTAL FUNDS	PUBLIC BUILDING AUTHORITY
Primary Government:				
Major Funds:				
General Fund	\$ 1,700,143	\$ -	\$ (1,700,143)	\$ -
Sub-total Major Funds	1,700,143	-	(1,700,143)	-
Nonmajor Governmental Funds	2,000,000	(300,000)	-	-
Sub-total Nonmajor Funds	2,000,000	(300,000)	-	-
Total Governmental Activities	3,700,143	(300,000)	(1,700,143)	-
Business-Type Activities:				
Public Building Authority	-	-	-	(1,700,000)
Total Business-type Activities	-	-	-	(1,700,000)
<b>Total Primary Government</b>	<b>\$ 3,700,143</b>	<b>\$ (300,000)</b>	<b>\$ (1,700,143)</b>	<b>\$ -</b>

Reconciliation to the Statement of Activities:

	Transfers In	Transfers Out	Net Transfers
Governmental Funds	\$ 3,700,143	\$ (2,000,143)	\$ 1,700,000
Proprietary Fund	-	(1,700,000)	\$ (1,700,000)
<b>Total</b>	<b>\$ 3,700,143</b>	<b>\$ (3,700,143)</b>	<b>\$ -</b>

A transfer of \$1,700,143 was made from the resale property fund to the general fund to fulfill statutory requirements. Transfers in the amount of \$300,000 were made from the general fund to the capital projects regular fund for various projects including \$215,000 for completion of fire alarm replacement equipment, \$60,000 for Courthouse roof repair, and \$25,000 for structural repairs to Annex Building.

The Public Buildings Authority transferred \$1,700,000 to Oklahoma County Capital Regular fund during the year for the annex building plumbing and courthouse elevator modernization projects.

**E. Leases**

*County as Lessee*

The County, as a lessee, has entered into lease agreements involving building and equipment.

The total of the County's lease assets are recorded at a cost of \$1,192,361, less accumulated amortization of \$718,239.

The future minimum lease payments are as follow:

**OKLAHOMA COUNTY, OKLAHOMA**  
**Notes to the Financial Statements**  
**June 30, 2022**

Year Ended June 30:	Principal	Interest
2023	\$ 479,564	\$ 2,822
2024	99,934	1,356
2025	97,682	719
2026	19,232	299
2027	11,649	159
2028-2032	9,853	111
Total	\$ 717,914	\$ 5,466

*County as Lessor*

The County as a lessor, has entered into lease agreements involving a building space. The total amount of inflows of resources, including lease revenue and interest revenue recognized during the fiscal year was \$484,948.

**F. Long-term Debt**

**1. Governmental Activities**

General Obligation Bonds

On August 1, 2008, the County issued \$61,500,000 of general obligation bonds to finance the purchase of the former General Motors Assembly Plant, to provide funds for the capital improvements for the Oklahoma County courthouse and annex buildings, and to improve and mitigate natural hazard damage and impact, including but not limited to flooding in East Central Oklahoma County in and around Crutch Creek, and in Northwest Oklahoma County in and around Deer Creek area. In April 2017, Oklahoma County refinanced its General Obligation bonds for the purpose of reducing the interest costs on the debt and to achieve an economic savings. Over the life of the bonds, the refinancing will result in a debt service cash flow savings to Oklahoma County of \$1,141,589, a gross debt service present value savings of \$1,082,057, and a net economic present value benefit of \$1,087,537 after considering use of existing debt service funds. The remaining principal balance of the Series 2017A bond is \$29,940,000 and the interest balance of \$4,006,498 is payable semi-annually August 1 and February 1, with interest rates that vary from 4.0% to 5.0%. The bonds bear semi-annual interest (payable August 1, and February 1 of each year). The Bonds will be paid from ad valorem taxes levied and assessed on behalf of the Issuer and deposited to its Sinking Fund. Summary of debt service requirements to maturity is as follows:

<u>Year</u>	<u>Principal</u>	<u>Interest</u>	<u>Total</u>	<u>Interest Rate</u>
2023	4,195,000	296,400	4,491,400	4.00%
2024	4,250,000	106,250	4,356,250	5.00%
Total	\$ 8,445,000	\$ 402,650	\$8,847,650	

On September 1, 2014, the County issued \$10,000,000 of general obligation bonds to help finance the purchase of the BNSF rail yard. This bond is the remaining \$10 million of the \$71.5 million approved by voters in 2008. The proceeds of the bond were transferred to the Oklahoma Industries Authority to purchase the land and therefore reported as an economic development expense to the County in the amount of \$10,000,000. The land being purchased is adjacent to Tinker Air Force and north of the old General Motors plant that was purchased by the County in 2008. The total cost of the land is \$44 million and will be a joint purchase by the County, the City of Oklahoma City and the U.S. Air Force. The land will be used by Tinker Air Force to build maintenance hangars for the new KC46-A advanced tankers and will add an additional 1,321 jobs. As a result of a state incentive called the Quality Jobs Act, there will be a credit for those quality jobs and Oklahoma County will get repaid for approximately 95% of the cost over the life of the bonds. The interest rate on the bond is 2.00 percent and the maturity is September 1, 2023. Bond principal payments are \$1,250,000 beginning on the 1st day of September 2016 in each of the years

**OKLAHOMA COUNTY, OKLAHOMA**  
**Notes to the Financial Statements**  
**June 30, 2022**

2016 through 2023 with the final payment due September 1, 2023. Interest shall be payable on the 1<sup>st</sup> day of March of each year, beginning on the 1<sup>st</sup> day of March 2016. Summary of debt service requirements to maturity is as follows:

<u>Year</u>	<u>Principal</u>	<u>Interest</u>	<u>Total</u>	<u>Interest Rate</u>
2023	1,250,000	37,500	1,287,500	2.00%
2024	<u>1,250,000</u>	<u>12,500</u>	<u>1,262,500</u>	2.00%
Total	<u>\$ 2,500,000</u>	<u>\$ 50,000</u>	<u>\$2,550,000</u>	

Notes Payable

Oklahoma County has entered into various agreements for financing the acquisition of highway equipment. Oklahoma law prohibits the County from entering into contracts of this nature longer than one year and as such has included language for non-appropriation of funds. The unpaid portion of these agreements have been reported as another non-current liability in the Statement of Net Position at an amount equal to the present value of all remaining payments to maturity.

The following is a schedule of the future minimum lease payments under these note payables, and the present value of the net minimum payments reported in the government-wide statements.

<u>Fiscal year ending June 30,</u>	<u>Principal</u>	<u>Interest</u>
2023	\$171,271	\$13,175
2024	174,506	10,066
2025	116,448	6,784
2026	108,825	3,850
2027	<u>89,755</u>	<u>1,847</u>
Total Payments	<u>\$660,805</u>	<u>\$35,722</u>

**2. Business-Type Activities**

Notes Payable (Leases Financing Obligations)

On October 1, 1997, OCPBA issued Capital Improvement Revenue Bonds, Series 1997 in the amount of \$6,800,000 with interest rates that vary from 4% to 4.9%. The proceeds of the bond issue were used to purchase computer equipment, software, hardware, training facilities and related costs to computerize the Oklahoma County government and provide needed repairs and improvements to property of OCPBA. The bonds are secured by the OCPBA property and gross revenues and matured October 1, 2013. Additionally, OCPBA purchased an insurance policy guaranteeing payment of the bonds.

The Oklahoma Industries Authority issued \$20,560,000 of lease revenue bonds for the benefit of the PBA on July 28, 2003 with interest rates that vary from 2.25% to 5.85%. In June 2012, the PBA refinanced its capital lease agreement with the OIA resulting from the issuance of OIA lease revenue refunding bonds related to the capital lease agreement between the OIA and the PBA. This OIA refunding and related PBA refinancing was done for the purpose of reducing the interest costs on the debt and to achieve an economic savings. In April 2020, the PBA refinanced its capital lease agreement with the OIA resulting from the issuance of OIA lease revenue refunding bonds related to the capital lease agreement between the OIA and the PBA. This OIA refunding and related PBA refinancing was done for the purpose of reducing the interest costs on the debt and to achieve an economic savings. Over the life of the capital lease agreement, the refinancing will result in a debt service cash flow savings to the PBA of \$437,547, and a net economic present value benefit of \$369,165 after considering use of existing debt service funds. The principal balance of the 2021 lease is \$8,395,000 and the interest balance of \$1,063,643 is payable semi-annually June 1 and December 1, commencing December 1, 2022 with interest rates of 1.960%. Deferred costs resulting from the lease refunding of \$1,279,824 and \$1,396,172 are reflected as a deferred outflow

**OKLAHOMA COUNTY, OKLAHOMA**  
**Notes to the Financial Statements**  
**June 30, 2022**

of resources on the statement of net position as of June 30, 2022 and 2021, respectively. Amortization expense of \$116,348 was recorded in 2022 and \$116,348 in 2021.

The principal of and the interest on the bonds is payable from the payments made by the Oklahoma County Public Buildings Authority to the Oklahoma Industries Authority pursuant to terms of a Lease Purchase Agreement date as of April 2020. The Bonds are limited obligation of the issuer, secured by a pledge of the Trust Estate. The Trust Estate consists of the Lease Payments, the Lease Agreement, Revenues, the Parking and Use Agreement, the parking agreements with the Corporate Users, and all funds and accounts established by the Indenture and the monies and investments therein, including any unexpended Bond Proceeds. The Bonds are special and limited obligations of the Issuer payable solely from the Lease Payments and other revenues pledged for payment thereof.

The OIA Bonds were issued to provide funds for the Public Buildings Authority to (1) acquire, construct and equip a parking garage, (2) advance refund the Public Building Authority Capital Improvement Bonds, Series 1997, (3) make improvements to the Metro Parking Garage, (4) make other County improvements, (5) fund capitalized interest, (6) purchase Surety Bonds in lieu of funding a Debt Service Reserve Fund, and (7) pay certain costs of issuing the Bonds. This agreement did not qualify as a lease under GASB Statement No. 87.

The following is the new schedule of the future minimum lease payments, and the present value of the net minimum payments as follows:

<u>Year</u>	<u>Principal</u>	<u>Interest</u>	<u>Debt Service</u>
2023	645,000	149,009	794,009
2024	655,000	136,318	791,318
2025	670,000	123,431	793,431
2026	680,000	110,250	790,250
2027	695,000	96,824	791,824
2028-2032	3,645,000	274,988	3,919,988
2033-2033	<u>775,000</u>	<u>11,368</u>	<u>786,368</u>
	<u>\$7,765,000</u>	<u>\$ 902,188</u>	<u>\$ 8,667,188</u>

### **3. Discretely Presented Component Unit**

#### Conduit Debt Obligations

The activities of the Oklahoma County Finance Authority consist primarily of arranging financing to industrial, commercial and other various organizations in an effort to promote economic development which will benefit the county. Over time these transactions have taken on various forms, including notes and bonds. The OCFA loans the proceeds from the notes and bonds to the organizations, or the OCFA leases the facilities acquired with the proceeds to the organizations under financing lease arrangements providing for transfer of the property to such organizations at the end of the lease.

The notes and bonds issued by the OCFA are special and limited obligations of the OCFA, payable solely out of revenues derived from and in connection with the underlying loan agreements and the underlying security provided under the loan agreements. The OCFA, the County of Oklahoma, the State of Oklahoma, or any other political subdivision thereof is not obligated in any manner for repayment of the notes and bonds. Accordingly, the notes and bonds are not reported as liabilities in the accompanying financial statements nor are the related receivables and investments reported as assets.

As of June 30, the outstanding principal balances due on these bonds were as follows:

**OKLAHOMA COUNTY, OKLAHOMA**  
**Notes to the Financial Statements**  
**June 30, 2022**

	<u>Date of Issuance</u>	<u>Original Balance</u>	<u>2022 Balance</u>
GNMA ARM Mortgage Back Securities 1995 Housing Revenue Bonds Chapel Ridge of Chapel Ridge of MWC Tinker Series 2004	11-01-95	\$13,000,000	\$134,938
Multifamily Housing Revenue Refunding Bonds Rockwell Villa Apartments Series 2004	06-01-04	7,800,000	-
Multifamily Housing Revenue Refunding Bonds London Square Apartments Project 2004	12-15-04	2,500,000	951,790
Revenue Refunding Bonds (Epworth Villa Project) Series 2004B	12-17-04	9,000,000	-
Retirement Facility Revenue Bonds: Revenue Refunding Bonds (Epworth Villa Project) Series 2005A	1-5-05	5,040,000	3,500,000
Revenue Refunding Bonds (Epworth Villa Project) Series 2005B	12-07-05	11,460,000	8,080,000
Educational Facilities Lease Revenue Bonds (Choctaw Public School Project) Series 2009B	12-07-05	2,000,000	2,000,000
Lease Revenue Bonds (OKC County Health Department Project) Series 2012	7-10-09	53,585,000	9,490,000
Lease Revenue Notes (Deer Creek Public Schools Project) Series 2012	1-18-12	8,395,000	4,765,000
Educational Facilities Lease Revenue Bonds (Luther Public Schools Project) Series 2012	6-13-12	15,705,000	-
Revenue Bonds (Epworth Villa Project) Series 2012A	Sep 2012	10,560,000	3,630,000
Educational Facilities Leave Revenue Bonds (Western Heights Public Schools Project) Series 2013	Dec 2012	72,765,000	62,875,000
Educational Facilities Leave Revenue Bonds (Crooked Oak Public Schools Project) Series 2013A	July 2013	14,265,000	-
Revenue Note (Science Museum Oklahoma Project)	Aug 2013	7,660,000	5,595,000
Oklahoma City County Health Dept. Project Lease Revenue Bonds Series 2015	Dec 2014	3,000,000	1,722,314
Educational Facilities Leave Revenue Bonds (Bethany Public Schools Project)	Feb 2015	5,500,000	4,315,000
Educational Facilities Leave Revenue Bonds (Harrah Public Schools Project)	Aug 2015	4,110,000	1,540,000
Deer Creek Public Schools Leave Revenue Bonds Series 2016B	Jun 2016	13,945,000	9,035,000
Series 2016C	Dec 2016	20,000,000	19,145,000
Midwest City-Del City Public Schools Project Series 2018	Dec 2016	30,000,000	28,730,000
Western Heights Public Schools Project Series 2018A	Feb 2018	77,060,000	56,160,000
Series 2018B	Feb 2018	25,030,000	25,030,000
	Feb 2018	8,810,000	3,895,000

**OKLAHOMA COUNTY, OKLAHOMA**  
**Notes to the Financial Statements**  
**June 30, 2022**

	<u>Date of Issuance</u>	<u>Original Balance</u>	<u>2021 Balance</u>
Deer Creek Public Schools Project Series 2018	Mar 2018	56,540,000	55,020,000
Millwood Public Schools Project Series 2019	Feb 2019	10,790,000	9,218,983
Francis Tuttle Technology Center School Project Series 2019	Dec 2019	25,000,000	22,880,000
Crooked Oak Public Schools Project Series 2020	May 2020	5,330,000	5,165,000
Jones Public Schools Project Series 2020	Jun 2020	14,910,000	14,085,000
Francis Tuttle Tech Center School Project Series 2020	Sep 2020	20,000,000	19,450,531
Deer Creek Public Schools Project Series 2020	Nov 2020	36,950,000	35,085,000
Bethany Public Schools Project Series 2020	Dec 2020	5,240,000	5,240,000
John H. Johnson Care Suites Project Series 2020	Jan 2021	19,785,905	19,492,186
Oklahoma City County Health Dept Project Series 2021	Feb 2021	5,750,000	5,615,000
SFS Development, INc. – Santa Fe South Project Lease Revenue Bonds Series 2022A	Jun 2022	13,835,000	13,835,000
Lease Revenue Bonds Series 2022B	Jun 2022	<u>4,250,000</u>	<u>4,250,000</u>
<b>Total</b>		<u><b>\$639,570,905</b></u>	<u><b>\$459,930,742</b></u>

The OCFA, as a conduit bond issuer, has had outstanding issues, which have been in default in the payment of principal and interest. Since the notes and bonds issued by the OCFA are only limited obligations of the OCFA, as discussed above, the OCFA has not incurred any losses as a result of these defaults.

**4. Judgments Payable**

Under Oklahoma law, judgments against the County are payable over a three-year period and bear annual interest at four percentage points above the average United States Treasury Bill rate for the preceding year, not to exceed 10% per annum. Advalorem taxes to retire judgments are levied against all taxable property within the County and are accumulated and paid out of the Debt Service Fund over a three-year period. During the year, the County paid \$75,167 in judgments and \$1,551 in related interest on these judgments. At June 30, 2022, the total amount of unpaid judgment principal of \$1,260,333 is reflected in the Statement of Net Position.

A summary of judgments payable to maturity is as follows:

<u>Year</u>	<u>Principal</u>	<u>Interest</u>	<u>Total</u>	<u>Interest Rate</u>
2022	\$427,000	\$66,168	\$493,168	5.25%
2023	416,667	43,750	460,417	5.25%
2024	<u>416,666</u>	<u>21,875</u>	<u>438,541</u>	5.25%
Total	<u>\$1,260,333</u>	<u>\$131,793</u>	<u>\$1,392,126</u>	

**OKLAHOMA COUNTY, OKLAHOMA**  
**Notes to the Financial Statements**  
**June 30, 2022**

The interest rate on judgments varies annually based on state law but the future debt service requirements for interest have been determined by using the rate applicable to the current year.

**5. Changes in long-term liabilities**

Long-term liability activity for the year ended June 30, 2022 was as follows:

	Beginning Balance <u>(Restated)</u>	<u>Additions</u>	<u>Reductions</u>	Ending Balance	Due within <u>One Year</u>
<b>Governmental activities:</b>					
Bonds payable	\$16,400,000	\$ -	\$(5,455,000)	\$10,945,000	\$5,445,000
Bond Premium	119,324	-	(58,246)	61,078	
Notes Payable	828,921	-	(168,113)	660,808	171,271
Lease Obligations	1,069,802	122,558	(474,446)	717,914	479,564
Judgments payable	85,500	1,250,000	(75,167)	1,260,333	427,000
Compensated absences	<u>6,751,498</u>	<u>5,712,742</u>	<u>(5,456,576)</u>	<u>7,007,664</u>	<u>5,914,769</u>
Governmental activity Long-term liabilities	<u>\$25,255,045</u>	<u>\$7,085,300</u>	<u>\$(11,687,548)</u>	<u>\$20,652,797</u>	<u>\$12,437,604</u>
<b>Business-type activities:</b>					
Lease obligations	<u>\$8,395,000</u>	<u>\$ -</u>	<u>\$(630,000)</u>	<u>\$8,395,000</u>	<u>\$645,000</u>
Long-term liabilities	<u>\$8,395,000</u>	<u>\$ -</u>	<u>\$(630,000)</u>	<u>\$8,395,000</u>	<u>\$645,000</u>

For governmental activities, bonds and judgments are liquidated by ad valorem taxes through the Debt Service Fund, while leases and compensated absences are primarily liquidated by General Fund, Highway Cash, and Sheriff Special Revenue.

**OKLAHOMA COUNTY, OKLAHOMA**  
**Notes to the Financial Statements**  
**June 30, 2022**

**G. Net Position and Fund Balances**

At June 30, 2022, the government-wide net position categories are comprised of the following components:

*Net Investment in Capital Assets - Governmental Activities*

Capital Related Assets:

Capital Assets	\$ 268,377,528
Accumulated Depreciation	<u>(154,806,050)</u>
Capital Related Assets	<u>\$ 113,571,478</u>

Capital Related liabilities:	<u>(1,587,312)</u>
------------------------------	--------------------

Capital Related Debt

Bonds outstanding	\$ (10,945,000)
Unamortized Bond Premium	(61,078)
Note payable obligations (principal)	(660,808)
Portion of bonds not capital related	<u>7,883,138</u>
Capital Related Debt	<u>\$ (3,783,748)</u>

Net Investment in Capital Assets	<u>\$ 108,200,418</u>
----------------------------------	-----------------------

*Restricted Net Position - Government Activities*

General Government

Resale Property	\$ 6,867,457
Records Preservation	1,046,411
Public Safety	4,515,704
Roads & Highways	19,541,700
Economic Development	4,503,716
Debt Service	6,060,179
CARES	20,248
ARPA	-
Other Purposes	<u>1,028,368</u>
Total Restricted Net Position	<u>\$ 43,583,783</u>

<i>Unrestricted Net Position</i>	(428,838,531)
----------------------------------	---------------

<i>Total Net Position</i>	<u>(277,054,330)</u>
---------------------------	----------------------

The amount of negative Unrestricted Net Position reported for governmental activities is primarily a result of the \$44,049,570 of outstanding bonds, whose proceeds were used to acquire a capital facility that was transferred to the federal government, in addition to the total OPEB liability of \$313,471,344 and Deferred inflow of resources of \$283,238,217 that have no corresponding plan assets held in trust. In both of these cases, the County is obligated for long-term debt and obligations for which no corresponding asset is reported, thereby creating a negative amount reported for unrestricted net position. None of the restricted net position as reported above is restricted by enabling legislation. All restrictions are imposed by state statutes.



**OKLAHOMA COUNTY, OKLAHOMA**  
**Notes to the Financial Statements**  
**June 30, 2022**

*Net Investment in Capital Assets - Business-type Activities*

**Capital Related Assets:**

Capital Assets	\$ 28,164,599
Accumulated Depreciation	(15,973,049)
<b>Capital Related Assets</b>	<u>\$ 12,191,550</u>

Deferred amount on lease refinancing	\$ 1,279,824
Capital Related liabilities	(133,290)
Unearned revenue	(52,977)
<b>Capital Related Debt</b>	
Capital lease obligations (principal)	(7,765,000)

<b>Net Investment in Capital Assets</b>	<u>\$ 5,520,107</u>
---	---------------------

**Restricted Net Position - Business-type Activities**

Debt Service	\$ 7,801,832
<b>Total Restricted</b>	<u>\$ 7,801,832</u>

<i>Unrestricted Net Position</i>	<u>\$ -</u>
<b>Total Net Position</b>	<u><u>\$ 13,321,939</u></u>

**Prior Period Adjustments:**

During the current fiscal year, adjustments were made to the July 1, 2021 beginning balances of Capital Assets and Long-term Obligations as a result of implementation of GASB Statement No. 87. These changes did not impact net position and the beginning fund balances of the governmental.

Fund balances for all the major and non-major funds as of June 30, 2022, were distributed as follows:

**OKLAHOMA COUNTY, OKLAHOMA**  
**Notes to the Financial Statements**  
**June 30, 2022**

Major Funds									
	General	Highway Cash	Resale Property	Special Projects (CARES)	American Rescue Plan Act	Debt Service Fund	Nonmajor Funds	Total	
<b>Fund balances:</b>									
<b>Nonspendable:</b>									
Inventory	\$ 90,769	\$ 759,451	\$ -	\$ -	\$ -	\$ -	130,216	\$	980,436
<b>Restricted for:</b>									
Administration and records management			6,867,461				4,048,514		10,915,975
Road and bridge construction & repair		14,832,250					3,475,510		18,307,760
Emergency Management							556,505		556,505
Detention maintenance & operation							7,617		7,617
Law enforcement							2,361,522		2,361,522
Courthouse security							-		-
Court services							1,328,840		1,328,840
Debt service						6,060,181	143,987		6,204,168
Flood plain and hazard mitigation project							878,800		878,800
Graffiti and weed removal program							348,276		348,276
Capital projects							4,214,996		4,214,996
Land clearing and acquisition							3,474,731		3,474,731
Public Safety-Covid				20,248	-		-		20,248
Subtotal	-	14,832,250	6,867,461	20,248	-	6,060,181	20,839,298		48,619,438
<b>Committed to:</b>									
Economic development				-	-				-
Self Insurance claims	3,566,507								3,566,507
Capital projects				-	-				-
Subtotal	3,566,507	-	-	-	-	-	-		3,566,507
<b>Assigned to:</b>									
General Government	1,477,642								1,477,642
Public Safety	194,807								194,807
Education	-								-
Health & welfare	7,393								7,393
Culture and recreation	1,961								1,961
Capital projects	-						4,138,175		4,138,175
Subtotal	1,681,802	-	-	-	-	-	4,138,175		5,819,977
<b>Unassigned:</b>	17,917,287	-	-	-	-	-	-		17,917,287
<b>Total fund balances</b>	<b>\$ 23,256,365</b>	<b>\$ 15,591,701</b>	<b>\$ 6,867,461</b>	<b>\$ 20,248</b>	<b>\$ -</b>	<b>\$ 6,060,181</b>	<b>\$ 25,107,689</b>		<b>\$ 76,903,645</b>

**Note IV. Other Information**

**A. Risk Management**

**Primary Government:**

Oklahoma County is exposed to various risks of loss related to torts; theft of, damage to, or destruction of assets; errors or omissions; injuries to employees; or acts of God. Significant losses are covered by commercial insurance for buildings and personal property. There have been no significant reductions in insurance coverage, and settlement amounts have not exceeded insurance coverage for the current year or the three prior years. The County currently is self-insured for health and dental benefits, worker's compensation and tort liability coverage.

The Health and Dental Plan was established by Oklahoma County to provide benefits for its employees, their dependents, eligible retirees and their survivors, participants covered under continuation of coverage, and employees on leave of absence as set forth in Title 11 O.S. 2001, §23-108. The majority of the cost of coverage for employees is paid by the County, and all other costs are intended to be an expense of the insured. Certain limitations are placed upon these benefits as to the amount of coverage and who may be covered in specific areas. The County uses a third-party administrator to administer the program. The administrator receives and pays claims from county funds based upon contract limitations. The administrator is responsible for ensuring that claims are legitimate, based on enrollment information provided by the County and claims submitted by or on behalf of the claimant. The

**OKLAHOMA COUNTY, OKLAHOMA**  
**Notes to the Financial Statements**  
**June 30, 2022**

administrator receives a monthly fee for the services. The administrator also receives stop loss and life insurance premiums that are in turn remitted to the appropriate third party vendor.

Workers' Compensation - In accordance with Title 85, of the Oklahoma State Statutes, employees are covered by the workers' compensation program at the expense of Oklahoma County at their date of employment. When an injury or work related illness occurs, an Occupational Injury Report is filed. There are three categories of compensation: (1) temporary total disability benefits equal to two-thirds of the employees' average weekly salary; and/or (2) one hundred percent (100%) of all medical bills paid; and/or (3) a permanent disability settlement. When an employee remains off work due to an occupational injury or illness, temporary total disability is paid until (a) the employee returns to full-time work with the employer; or (b) the employee requests a trial to determine permanent disability; or (c) the parties agree in writing that such payments may terminate; or (d) by court order. (Temporary total disability benefits may be terminated at any time without a court order in the case of an employee who has not filed a Form 3 or Form 3-b with the court.) The County employs Consolidated Benefit Resources as the administrator for the workers' compensation program at a monthly fee. In accordance with the contract, the administrator is responsible for opening the files, paying the medical bills and paying the time-loss claims and settlements incurred as a result of an accident or work-related illness.

Tort Claims - Under the Oklahoma constitutional and related state law, losses resulting from tort claim judgments rendered by a court of competent jurisdiction are required to be paid, with interest on the unpaid balance, through a statutorily required levy of ad valorem taxes levied against all taxable County property and payable over a three year period. Estimated liabilities from tort claims are recorded as claims liability, until they are converted to a court judgment, at which time they are reported as judgment liabilities for which property taxes will be levied and collections will be used for the retirement of this liability. Tort claims incurred but not reported (IBNR) are not considered material to the financial statement for the year ended June 30, 2022.

**Component Unit:**

OCPBA is exposed to various risks of losses related to torts; thefts of, damage to, and destruction of assets; errors and omissions; injuries to employees; and natural disasters. OCPBA manages this risk through the purchase of commercial insurance policies paid for by Oklahoma County and subject to the terms of a management contract with Oklahoma County that obligates Oklahoma County to defend and pay for any litigation expense or judgment against OCPBA or its property upon demand.

**Recognition and Measurement of Claims Loss Expenses and Liabilities**

Claims losses are recognized when it is probable that a loss has occurred, and the amount of the loss can be reasonably estimated. In determining claims expenses and liabilities, events that might create claims, but for which none have been reported, are also considered. For most claims self-insured risks, liabilities for unpaid claims are estimates determined by independent actuaries using actuarial methods as follows: incurred loss development, paid loss development, frequency/severity, exposure/loss rate (incurred loss), and exposure/loss rate (paid loss).

Unpaid Claims Liabilities

The following represent the changes in approximate aggregate liabilities for the County from July 1, 2021 to June 30, 2022:

<u>Health Care</u>	<u>2022</u>	<u>2021</u>
Unpaid Claims, beginning of fiscal year	\$2,826,000	\$2,499,000
Claims and changes in estimates	27,817,750	24,167,833
Claim payments	<u>(27,229,750)</u>	<u>(23,840,833)</u>
Unpaid claims, end of fiscal year	<u>\$ 3,414,000</u>	<u>\$ 2,826,000</u>

**OKLAHOMA COUNTY, OKLAHOMA**  
**Notes to the Financial Statements**  
**June 30, 2022**

Workers Compensation

Unpaid Claims, beginning of fiscal year	\$2,924,000	\$2,564,000
Claims and changes in estimates	53,851	792,828
Claim payments	<u>(189,851)</u>	<u>(432,838)</u>
Unpaid claims, end of fiscal year	<u>\$ 2,788,000</u>	<u>\$ 2,924,000</u>

Tort Claims

Unpaid Claims, beginning of fiscal year	\$ 0	\$ 0
Claims and changes in estimates	0	0
Conversion of claim to judgment	<u>0</u>	<u>0</u>
Unpaid claims, end of fiscal year	<u>\$ 0</u>	<u>\$ 0</u>

Total current claims liability, end of fiscal year	<u>\$ 6,202,000</u>	<u>\$ 5,750,000</u>
--	---------------------	---------------------

Current liabilities	6,202,000	5,750,000
Noncurrent liabilities	<u>0</u>	<u>0</u>
Total claims liability	<u>\$ 6,202,000</u>	<u>\$ 5,750,000</u>

**B. Commitments and Contingent Liabilities**

Federal Grants. The County receives financial assistance from the United States government in the form of grants. Amounts received or receivable from grantor agencies are subject to audit and adjustment by grantor agencies, principally the federal government. Any disallowed claims, including amounts already collected, may constitute a liability of the applicable funds. The amount, if any, of expenditures that may be disallowed by the grantor cannot be determined at this time although the government expects such amounts, if any, to be immaterial.

Litigation. The County is contingently liable for lawsuits and other claims in the ordinary course of its operations. The settlement of such contingencies under the budgetary process would require appropriation of revenues yet to be realized and would not materially affect the financial position of the County at June 30, 2022. Any court approved judgments would be paid through a levy of a constitutionally required ad valorem tax over a three year period. At June 30, 2022, the County's contingent litigation and other claims approximate \$203,678, which is not accrued.

Encumbrances represent commitments related to unperformed contracts for goods or services. Encumbrance accounting under which purchase orders, contracts and other commitments for the expenditure of resources are recorded to reserve that portion of the applicable appropriation is utilized in the governmental funds. Encumbrances outstanding at year-end are not accounted for as expenditures and liabilities but rather as assigned if not already reported as restricted or committed fund balance. At June 30, 2022 the County had outstanding encumbrances in the following funds:

General Fund	\$2,183,200
Highway Cash	\$3,178,865
Resale Property	\$5,778
Non-major	<u>\$6,016,714</u>
Total	\$11,384,557

**OKLAHOMA COUNTY, OKLAHOMA**  
**Notes to the Financial Statements**  
**June 30, 2022**

**C. Post-Employment Benefits Other than Pensions**

**Plan description** – The County sponsors and administers a self-funded, single-employer defined health benefit plan. This plan was established by the Oklahoma County Board of County Commissioners and the Budget Board who has the authority to establish and amend the benefits. No assets are accumulated in a trust that meets the criteria in paragraph 4 of Statement 75.

**Benefits provided** – The County provided medical, dental and vision plans for all eligible active and retired County employees and their dependents. Employees who are covered under the County's group health plan prior to retirement are eligible for lifetime retiree health benefits once they meet the following eligibility requirements and have at least five (5) years of service:

1. Hired prior to January 1, 2005 - 60 points based on the sum of age and years of service.
2. Hired on or after January 1, 2005 - 75 points based on the sum of age and years of service.

A life insurance plan is offered to employees hired prior to February 1, 1987. The program is intended to offer comprehensive coverage of most life, medical with prescription drugs, dental and vision benefits. The pre-Medicare medical claims are administered by HealthSmart Benefit Solutions. The dental coverage is provided through Delta Dental and the vision coverage is provided through Vision Service Plan.

Eligible employees are required to pay set premiums for a portion of the cost, with the County subsidizing the remaining costs. Retirees are required to contribute 25% of the premiums for medical, prescription drugs and dental benefits. Retirees who retired prior to January 1, 1989, are grandfathered in a frozen contribution rate for their lifetime and the lifetime of their spouses, if covered. The annual frozen contribution rate for benefit coverage is \$252 for single coverage and \$576 for retiree and spouse coverage. The benefit options available to retirees under age 65 are the same as for the active employees. The contribution requirements are established and amended as needed by the Oklahoma County Budget Board on an annual basis. The premium rates are set and amended by the Budget Board and approved by the Board of County Commissioners.

**Employees covered by benefit terms** - At June 30, 2022 the following employees were covered by the benefit terms:

Active Employees	1,246
Inactives or beneficiaries currently receiving benefit payments	<u>470</u>
Total	<u>1,716</u>

**Total OPEB Liability** – The County's total OPEB liability of \$313,471,334 was measured as of June 30, 2022 and was determined by an actuarial valuation as of that date.

Actuarial Assumptions- The total OPEB liability was determined based on an actuarial valuation prepared as of June 30, 2022, based on results of an actuarial experience study for the period July 1, 2016 to June 30, 2019 and using the following actuarial assumptions:

- Actuarial Cost Method - Entry Age Normal; level dollar amortization
- Discount Rate – 3.69%, based on June 30, 2022 and 2.16% for June 30,2021 published Bond Buyer 20-year GO Index
- Inflation – 2.5% per year

**OKLAHOMA COUNTY, OKLAHOMA**  
**Notes to the Financial Statements**  
**June 30, 2022**

- Coverage – Retirees – based on actual data; Actives – 45% of active employees are assumed to be married at retirement with 100% electing coverage for spouse.
- Retirement Age:

Age	<u>Hired Prior to 11/1/2011</u>		<u>Hired After 11/1/2011</u>	
	Unreduced	Reduced	Unreduced	Reduced
	<u>Retirement</u>	<u>Retiremen</u>	<u>Retirement</u>	<u>Retiremen</u>
50 - 54	15%	N/A	N/A	N/A
55	10%	3%	N/A	N/A
56	10%	4%	N/A	N/A
57	11%	4%	N/A	N/A
58	12%	5%	N/A	N/A
59	13%	6%	N/A	N/A
60	14%	6%	30%/15%*	7%
61	20%	15%	30%/15%*	7%
62	25%	25%	30%/15%*	20%
63 - 64	15%	15%	30%/15%*	15%
65	30%	30%	30%/15%*	30%
66 - 68	25%	25%	20%	20%
69	25%	25%	25%	25%
70+	100%	100%	100%	100%

- Healthcare cost trend rates -

<u>Fiscal</u> <u>Year-End</u>	<u>Trend</u> <u>Rate</u>
2023-2024	8.5%
2025	8.0%
2026	7.5%
2027	7.0%
2028 – 2029	6.5%
2030 – 2033	6.4%
2034 – 2058	6.3%
2059 – 2082	6.0%
2083+	5.0%

- Mortality Rates –Pub-2010 Public Retirement Plans General Mortality Table Projected Generationally with Scale MP-2021
- Rates of Disability – Rates range from .009% at age of 20 to .200% at age of 60
- Rates of withdraw - rates used range from 26.00% for those with less than one year of service to 1.00% for those will twenty-eight or more years of service.

**OKLAHOMA COUNTY, OKLAHOMA**  
**Notes to the Financial Statements**  
**June 30, 2022**

**Changes in Total OPEB Liability** –The following table reports the components of changes in total OPEB liability:

	Total OPEB Liability
Balance Beginning of Year	\$ 398,452,552
Changes for the year	
Service Cost	19,522,843
Interest Cost	8,961,003
Experience loss (gain)	(23,777,351)
Changes in assumptions	(73,003,844)
Benefits paid including refunds	(6,228,141)
Net Changes	(74,525,490)
Balance End of Year	\$ 323,927,062

**Sensitivity of the Total OPEB Liability to Changes in the Discount Rate**–The following presents the total OPEB liability of the employer calculated using the discount rate of 3.69%, as well as what the Plan's total OPEB liability would be if it were calculated using a discount rate that is 1-percentage point lower (2.69%) or 1-percentage-point higher (4.69%) than the current rate:

	1% Decrease (2.69%)	Current Discount Rate (3.69%)	1% Increase (4.69%)
Oklahoma County	\$ 388,997,497	\$ 313,471,344	\$ 257,161,970
Criminal Justice Authority (DPCU)	12,974,864	10,455,718	8,577,540
Employers' total OPEB liability	\$ 401,972,361	\$ 323,927,062	\$ 265,739,510

**Sensitivity of the Total OPEB Liability to Changes in the Healthcare Cost Trend Rate**–The following presents the total OPEB liability of the employer calculated using the healthcare cost trend rate of 5% to 8.5% as well as what the Plan's total OPEB liability would be if it were calculated using a healthcare cost trend rate that is 1-percentage point lower (4.00% decreasing to 7.5%) or 1-percentage-point higher (6.00% decreasing to 9.5%) than the current rate:

	1% Decrease (4.00% decreasing to 7.5%)	Trend Rates (5.00% decreasing to 8.5%)	1% Increase (6.00% decreasing to 9.5%)
Oklahoma County	\$ 255,420,440	\$ 313,471,344	\$ 392,065,214
Criminal Justice Authority (DPCU)	8,519,452	10,455,718	13,077,186
Employers' total OPEB liability	\$ 263,939,892	\$ 323,927,062	\$ 405,142,400

**OPEB Expense and Deferred Outflows of Resources and Deferred Inflows of Resources Related to OPEB** - For the year ended June 30, 2022, the Plan recognized OPEB expense (benefit) of \$(6,872,768). At June 30, 2022, the County reported deferred outflows of resources and deferred inflows of resources related to OPEB from the following sources:

**OKLAHOMA COUNTY, OKLAHOMA**  
**Notes to the Financial Statements**  
**June 30, 2022**

	County		CJA	
	Deferred Outflows of Resources	Deferred Inflows of Resources	Deferred Outflows of Resources	Deferred Inflows of Resources
Differences between expected and actual experience	\$ -	\$ 135,400,511	\$ -	\$ 4,516,233
Changes of assumptions	85,069,049	78,836,351	2,837,446	2,629,557
Changes in proportion	75,518,671	69,001,355	69,001,355	75,518,671
Total	<u>\$ 160,587,720</u>	<u>\$ 283,238,217</u>	<u>\$ 71,838,801</u>	<u>\$ 82,664,461</u>

The amounts reported as deferred inflows of resources related to OPEB will be recognized in OPEB expense as follows:

Year Ended June 30:	Total	County	CJA
2023	\$ (33,367,648)	\$ (34,437,212)	\$ 1,069,564
2024	(33,367,648)	(34,437,212)	1,069,564
2025	(33,367,648)	(34,437,212)	1,069,564
2026	(17,243,007)	(18,833,038)	1,590,031
2027	(16,130,206)	(505,823)	(15,624,383)
Total	<u>\$ (133,476,157)</u>	<u>\$ (122,650,497)</u>	<u>\$ (10,825,660)</u>

**D. Employees' Retirement Plans**

**Retirement Plans.** In accordance with Oklahoma Statutes, Oklahoma County maintains two single-employer public employee retirement plans. One plan, a defined benefit pension plan (the DB Plan) covers participants with retirement, death and disability benefits. Effective November 1, 1991, under House Bill 1226, County employees were given the option to join a defined contribution plan (the DC Plan). Both systems are administered by a nine-member Board of Trustees which includes the Chairman of the Board of County Commissioners, the County Treasurer, the County Clerk, two members appointed by the Board of County Commissioners, and four members elected from all eligible full-time employees. Fund policies, contribution requirements and plan provisions are determined by this board, although the Board of County Commissioners has overriding authority. The description of these plans are presented below.

**1. Defined Benefit Retirement Plan**

**General Information about the Pension Plan**

*Plan Description*

The County's defined benefit pension plan, Employees Retirement System of Oklahoma County, is a single-employer plan that covers employees of Oklahoma County, including all departments and agencies, that were employed by the County prior to the conversion date of the defined contribution plan in 1991, and who elected not to convert to the defined contribution plan. The Plan provides retirement, disability, and death benefits to plan members and their beneficiaries.

*Authority*

The Board of County Commissioners of Oklahoma County was authorized to establish, control and manage the Plan under Oklahoma statutes, and as such established the Board of Trustees for the Employees Retirement System of Oklahoma County to administer the Plan. The Board of County Commissioners has the authority to establish or amend benefit terms of the Plan. The Board of Trustees approves any cost-of-living adjustments to the Plan as well as changes contribution requirements.



**OKLAHOMA COUNTY, OKLAHOMA**  
**Notes to the Financial Statements**  
**June 30, 2022**

*Benefits provided*

The Plan provides retirement, disability, and death benefits to plan members and their beneficiaries. Retirement benefits are calculated by adding 2 2/3% of average compensation times years of service, not to exceed 15 years, plus 2% of average compensation times years of service in excess of 15 years, but not over 15 years, plus 1% of average compensation times years of service in excess of 30 years, but not over 5 years. Surviving spouses are eligible for 66 2/3% of retirees' benefits after their death. If an employee terminates with fewer than 8 years of service, he is entitled to receive only his actual contributions.

Those persons eligible for retirement benefits are as follows:

- a. Employee shall have reached the age of sixty-two (62) years and shall have been employed for a period of at least eight (8) years with Oklahoma County, the last two (2) years of service shall have been consecutive immediately preceding such retirement, and service with the County shall have ceased.
- b. Any employee who shall have completed eight (8) years of service as a County employee, the last two (2) years of which were consecutive, and who at the time of completing such eight (8) years of service shall not have reached the age of sixty-two (62) years, may elect to retire, such retirement benefits to begin when County employee shall have attained the age of sixty-two (62) years, provided that such election shall be in writing upon such forms as the Board of Trustees shall direct.
- c. Any employee who shall have completed thirty (30) years of service as a County employee, the last two (2) years of which were consecutive and attained age of fifty-five (55).
- d. Any employee whose age and years of creditable service with the County equal eighty (80).
- e. Any employee of the County covered by this who shall have completed eight (8) years of employment with this County and who by reason of disability shall become disabled to such an extent as to be unable to perform his/her duties as an employee may be entitled to disability retirement, and to such benefits as the Board of Trustees shall determine; provided, however, that the Board of Trustees shall find that said disability is total and permanent.

*Employees covered by the benefit terms.*

At June 30, 2022, the following employees were covered by the benefit terms:

Retirees and beneficiaries currently receiving benefits	90
Inactive plan members entitled to but not yet receiving benefits	8
Active plan participants	<u>1</u>
Total	<u>99</u>

*Disability Benefits*

(1) Any employee of the County making an application for disability benefits may be required to provide the Board of Trustees sworn affidavits of at least two (2) physicians selected by the applicant at his own expense and showing that, in the opinion of such physicians, such disability is total and permanent in its nature.

(2) The Board may, if it so desires, appoint two (2) licensed physicians of its own choosing to examine the employee and such employee shall consent to said examination, and after such examination, if the said four (4) physicians be equally divided in their opinion the Trustees shall appoint a fifth (5th) licensed physician, the employee consenting to such examination. The question of eligibility, by reason of total permanent disability, shall be decided by the Board of Trustees after evaluation of opinion of all examining physicians.

An income average shall be used by calculating the average income of the highest three (3) years for said employee during participation in said retirement system. Upon completion of each of the following years the listed percentages shall apply:

**OKLAHOMA COUNTY, OKLAHOMA**  
**Notes to the Financial Statements**  
**June 30, 2022**

Year	<u>8<sup>th</sup></u>	<u>9<sup>th</sup></u>	<u>10<sup>th</sup></u>	<u>11<sup>th</sup></u>	<u>12<sup>th</sup></u>	<u>13<sup>th</sup></u>	<u>14<sup>th</sup></u>	<u>15<sup>th</sup></u>
Percentages	21.31%	23.98%	26.65%	29.32%	31.99%	34.66%	37.33%	40.00%

Sixteen (16) through thirty (30) years - an additional two percent (2%) of highest three (3) years average income per year.

For all years of service after thirty (30) years, an additional one percent (1%) for each year's service. The sum of all creditable service shall not exceed thirty-five (35) years.

*Death Benefits*

If a married employee has completed eight years of service but dies before he reaches the age of retirement, the surviving spouse shall receive benefits equal to 66 2/3% of benefits to be received by the employee under the plan at the assumed date of retirement.

If an employee receiving or eligible to receive retirement benefits dies, the surviving spouse shall receive retirement benefits in the amount of 66 2/3% of benefits the deceased was receiving, or was entitled to receive, for the remainder of the natural life of the surviving spouse.

*Contributions*

As specified by the Plan, County officers contribute 12% of the annual compensation of their active employees' salary to the Plan. During the year ended June 30, 2022 contributions in the amount of \$10,245 were made for the active employees and contributions were diverted from the defined contribution plan to the defined benefit plan in the amount of \$800,000. Additional contributions in the amount of \$800,000 were received from the Oklahoma County General Fund.

*Administrative Cost*

Administrative costs paid from the retirement fund include compensation of actuarial consultants, audit fees and bank fees.

**Net Pension Liability**

The net pension liability was measured as of June 30, 2022 and the total pension liability used to calculate the net pension liability was determined by an actuarial valuation as of that date.

*Actuarial Assumptions*

The total pension liability in the June 30, 2022 actuarial valuation was determined using the following actuarial assumptions:

Actuarial cost method	Entry Age Normal Method	
Amortization method	Level dollar, open	
Asset method	Fair Market Value of Assets	
Inflation	Not applicable	
Annual pay increases	5.00 percent	
Interest rates	Discount rate	2.75%
	Discount rate-Prior year	2.25%
	Expected long term rate of return	2.25%
	Municipal bond rate	3.69%

Mortality rates were based on the Pub-2010 Mortality Table for General Employees amount weighted with improvement scale MP-2021.

**OKLAHOMA COUNTY, OKLAHOMA**  
**Notes to the Financial Statements**  
**June 30, 2022**

The Municipal bond rate came from the 20-Bond Index spot rate for the business day of June 30 2022 at 3.69%. The 20 Bond Index consists of 20 general obligation bonds that mature in 20 years.

The long-term expected rate of return on pension plan investments was determined using a block-method in which best-estimate ranges of expected future real rates of return (expected returns, net of pension plan investment expense and inflation) are developed for each major asset class. These ranges are combined to produce the long-term expected rate of return by weighting the expected future real rates of return by the target asset allocation percentage and by adding expected inflation. Best estimates of arithmetic real rates of return for each major asset class included in the pension plan's target asset allocation as of June 30, 2022 are summarized in the following table:

<u>Asset Class</u>	<u>Target Allocation</u>	<u>Long-Term Expected Real Rate of Return</u>
Cash and short-term investments	99%	1.00%
Other investments	1%	3.00%

*Discount rate*

The discount rate used to measure the total pension liability was 2.75%. The projection of cash flows used to determine the discount rate assumed that plan member contributions will be made at the current contribution rate and that contributions will be made at rates equal to the average ratio of the previous three year's contributions to actual benefit payments paid from the trust. Based on those assumptions, the pension plan's fiduciary net position was projected to be depleted by the current members during the 2034 fiscal year. Therefore, the long-term expected rate of return 2.75% was used to discount funded projected benefit payments and the municipal bond rate 3.69% was used to discount unfunded projected benefit payments to determine the total pension liability. The single effective discount rate used for the accounting valuation was 2.75%.

**Changes in Net Pension Liability**

	<u>Increase (Decrease)</u>		
	<u>Total Pension Liability (a)</u>	<u>Plan Fiduciary Net Position (b)</u>	<u>Net Pension Liability (a)-(b)</u>
<b>Balances at 06/30/2021</b>	15,586,949	6,084,216	9,502,733
Changes for the year:			
Service cost	-		-
Interest	411,087		411,087
Differences between expected and actual experience	125,926		125,926
Assumption Changes	1,203,176	-	1,203,176
Contributions - employers		1,610,245	(1,610,245)
Net investment income		60,761	(60,761)
Benefit payments, including refunds	(1,276,629)	(1,276,629)	-
Administrative Expense		(17,530)	17,530
<b>Net changes</b>	463,560	376,847	86,713
<b>Balances at 06/30/2022</b>	16,050,509	6,461,063	9,589,446

*Sensitivity of the net pension liability to changes in the discount rate*

The following presents the net pension liability, calculated using the discount rate of 2.75%, which came from 20 year municipal bond spot rate, as well as what the net pension liability would be if it were calculated using a discount rate that is 1-percentage-point lower (1.75%) or 1-percentage-point higher (3.75%) than the current rate:

**OKLAHOMA COUNTY, OKLAHOMA**  
**Notes to the Financial Statements**  
**June 30, 2022**

	1% Decrease (1.75%)	Current Discount Rate (2.75%)	1% Increase (3.75%)
A. Total Pension Liability	\$17,754,301	\$16,050,509	\$14,619,220
B. Plan Fiduciary Net Position	\$6,461,063	\$6,461,063	\$6,461,063
C. Net Pension Liability: A - B	\$11,293,238	\$9,589,446	\$8,158,157

For the year ended June 30, 2022, the County recognized pension expense of \$1,586,076.

Since certain pension expense items are amortized over closed periods each year, the deferred portions of these items must be tracked annually. If the amounts increase the pension expense, they are labeled as deferred outflows and amounts that decrease the pension expense are labeled as deferred inflows. These outflows and inflows are amortized on a level dollar basis with no interest added for the deferral amounts. Deferred experience gains/losses and changes in assumptions are amortized over the average remaining service lives of all employees that are provided with pensions through the pension plan at the beginning of the measurement period. Investment gains/losses are amortized over a five year period. The following shows the summary of deferred outflows and inflows as of June 30, 2022:

	<b>Deferred Outflows of Resources</b>	<b>Deferred Inflows of Resources</b>
Net difference between projected and actual Earnings on pension plan investments	\$48,307	-

Amounts reported as deferred outflows of resources and deferred inflows of resources related to pension will be recognized in pension expense as follows:

Year Ended June 30:	Amounts
2023	\$ (7,210)
2024	7,300
2025	28,249
2026	19,967
Total	\$ 48,307

A copy of the Defined Benefit Plan audit report can be obtained from the Finance Department of the Oklahoma County Clerk, 320 Robert S. Kerr, Room 206, Oklahoma City, OK 73102. Also available online at [www.countyclerk.oklahomacounty.org](http://www.countyclerk.oklahomacounty.org)

**2. Defined Contribution Retirement Plan**

Plan Description and Provisions. The Defined Contribution Plan is administered by Investrust. The County is responsible for making contributions as determined by written action of the County.

Eligibility for the Defined Contribution Plan. A full-time employee shall be eligible to participate in the Plan, if actively employed after June 30, 1991, or on a leave of absence authorized by the Employer on that date. For purposes of determining eligibility, consecutive service prior to Retirement is not required.

**OKLAHOMA COUNTY, OKLAHOMA**  
**Notes to the Financial Statements**  
**June 30, 2022**

Benefits of the Defined Contribution Plan are as follows:

- a. A Participant shall be entitled to receive the amount of their account, subject to vesting restrictions when their age plus years of service at least totals sixty (60), or if a participant’s employment is terminated at an earlier age as the result of a Total and Permanent Disability.
- b. If a participant shall continue in active employment following their Normal Retirement Date, they shall continue to participate in the Plan. Upon actual retirement, such participant shall be entitled to receive the entire amount of their contribution account as of their actual retirement date.
- c. Upon the death of a vested participant, their beneficiary shall be entitled to receive the entire amount of the participant’s vested contribution account.
- d. If a participant’s employment with the employer is terminated before their Normal Retirement Date for any reason other than Total and Permanent Disability or death, they shall be entitled to an amount equal to the “vested percentage” of their contribution account as set out in the Cash Out Policy.

A participant shall have vested and nonforfeitable rights in all or part of his account represented by Employer Contributions. Beginning November 1, 2005, per Title 19 Chapter 25 § 956.2, any Participant hired prior to November 1, 2005, will receive contributions as set forth by the percentages in the applicable table here after set forth:

The Defined Contribution Plan allows for partial vesting as provided in the following schedule:

1. Twenty percent (20%) vesting upon the completion of two (2) years of service;
2. Forty percent (40%) vesting upon the completion of three (3) years of service;
3. Sixty percent (60%) vesting upon the completion of four (4) years of service;
4. Eighty percent (80%) vesting upon the completion of five (5) years of service;
5. One hundred percent (100%) vesting upon the completion of (6) years of service.

If partially vested upon termination, the vested portion is retained in the individual’s account, while the non-vested portion will be forfeited upon the expiration of a six (6) month break in service. A plan participant whose employment terminates prior to approval from the Retirement Board to receive retirement benefits or who is no longer eligible to receive retirement benefits due to a change in employment may, after twelve (12) months from termination or change in status date, elect to withdraw one hundred percent (100%) of the employee’s vested interest in the Retirement Plan.

- e. After the expiration of the twelve (12) month break in service, the amounts forfeited shall be used to offset prospective Employer contributions or to pay expenses associated with the Retirement Plan.

Any Participant hired on or after November 1, 2005, will be fully vested after five (5) years of service. The percentages in the applicable table hereafter set forth:

Years of Credited Service	Percentage of Employer Contributions Vested
0-5	0%
5	100%

**OKLAHOMA COUNTY, OKLAHOMA**  
**Notes to the Financial Statements**  
**June 30, 2022**

Distribution of benefits under the Defined Contribution Plan to or for the benefit of the Participant shall be made by one of the following methods:

1. A lump sum distribution of the entire Account Balance, payable immediately.
2. An installment distribution consisting of approximately equal installments for a term not extending beyond the joint life expectancy (as calculated in accordance with Internal Revenue Service's Regulations on the Initial Distribution Date) of the Participant and their spouse.
3. Systematic payments of specified amounts until account is exhausted.
4. A single lump sum, of a specified amount, payable immediately, and systematic payments of specified amounts until account is exhausted.
5. An installment distribution consisting of approximately equal installments for a term not extending beyond the life expectancy (as calculated in accordance with Internal Revenue Service's Regulations) on the Initial Distribution Date of the participant and their spouse.

Summary of Significant Accounting Policies

Accrual Method of Accounting

The Employees' Retirement System of Oklahoma County financial statements are prepared on the accrual basis of accounting. Contributions are recognized as revenue in the period in which the employees provide services. Investment income is recognized as earned. The net appreciation or depreciation in the fair value of investments is recorded to investment income based on the valuation of investments at fiscal year-end.

Investments

Investments are reported at fair value. At June 30, 2022, no investments in any one organization, excluding U.S. government securities, represents 5% or more of the net position available for pension benefits. There are no investments in loans to or leases with related parties.

Loans to Participants. During the 1998-99 fiscal year the Plan was amended to include a participant Loan Policy which states that each Plan Participant with a fully or partially vested account balance is eligible to participate. The maximum loan amount is the lesser of \$25,000 or 50% of the Participant's vested account balance. The minimum loan amount is \$1,000. The interest rate charged is the National Prime Rate of Interest and will be fixed for the life of the loan. During the current fiscal year, a total of \$1,361,394 was loaned to participants, making the total outstanding loans to participants in the amount of \$0 at June 30, 2022.

Contribution Requirements and Contributions Made. As specified by the Plan, Oklahoma County contributes an amount equal to 12% of the annual compensation of its participating employees' salary to the Plan. During the fiscal year ending June 30, 2022, County contributions were \$5,946,698 which is reflected as pension expense in the financial statements. The forfeiture account is a trust fund maintained by the Plan Administration and contains amounts previously contributed by the County but forfeited by terminated employees who had not become fully vested, or eligible to receive the total amount contributed by the County. The total amount forfeited during the fiscal year ending June 30, 2022 was \$1,139,727. Retirement benefits due to employees and beneficiaries at June 30, 2022 were \$1,035,374 at fair value, and are accounted for in a pension trust fund.

**E. Tax Abatements**

The County is subject to ad valorem tax abatements granted by the State of Oklahoma in accordance with the Oklahoma Constitution, Article X Section 6B for qualifying manufacturing concerns. Under this program, a five-year ad valorem tax exemption exempts all real and personal property that is necessary for the manufacturing of a product and facilities engaged in research and development which meet the requirements set by the Oklahoma Constitution and statutes. In exchange for the five-year exemption, qualifying manufacturing concerns must incur

**OKLAHOMA COUNTY, OKLAHOMA**

**Notes to the Financial Statements**

**June 30, 2022**

investment costs of \$250,000 or more for construction, acquisition, or expansion of a manufacturing facility. In addition, there are general minimum payroll requirements that must be met, and qualifying manufacturing concern must offer basic health benefit plan to all full-time employees within 180 days of employment. The County had \$290,755 of ad valorem taxes abated under this program for the fiscal year ended June 30, 2022.

The State has an Ad Valorem Reimbursement Fund in accordance with Title 62 O.S. Section 193 that is used to reimburse the County for the loss of revenue. Contributions to this Fund come from a dedicated tax stream comprised of one percent of net state personal and corporate income tax revenues. The County received \$440,160 during fiscal year 202 and has an outstanding, unpaid claim of \$373,671 of reimbursement from the State as of June 30, 2022.

*Required  
Supplementary  
Information*





**OKLAHOMA COUNTY, OKLAHOMA**  
**SCHEDULE OF CHANGES IN NET PENSION LIABILITY AND RELATED RATIOS**  
**LAST 10 FISCAL YEARS**  
**JUNE 30, 2022**

	2022	2021	2020	2019	2018	2017	2016	2015	2014
<b>Total Pension Liability</b>									
Service cost	\$ -	\$ -	\$ -	\$ -	\$ 21,857	\$ 47,585	\$ 54,584	\$ 38,022	\$ 33,673
Interest	411,087	381,747	439,558	516,290	857,331	885,190	861,955	1,004,381	1,042,059
Changes of benefit terms	-	-	-	-	-	-	-	-	-
Differences between expected and actual experience	125,926	(324,109)	(356,654)	(185,966)	(335,074)	232,174	(88,516)	342,993	263,658
Changes of assumptions	1,203,176	(746,360)	316,290	555,858	3,926,990	(78,174)	(1,020,961)	1,668,014	-
Benefit payments, including refunds of member contributions	(1,276,629)	(1,381,754)	(1,512,929)	(1,642,391)	(1,714,769)	(1,814,117)	(1,822,278)	(1,938,597)	(2,059,412)
<b>Net change in total pension liability</b>	<b>463,560</b>	<b>(2,070,476)</b>	<b>(1,113,735)</b>	<b>(756,209)</b>	<b>2,756,335</b>	<b>(727,342)</b>	<b>(2,015,216)</b>	<b>1,114,813</b>	<b>(720,022)</b>
<b>Total pension liability - beginning</b>	<b>15,586,949</b>	<b>17,657,425</b>	<b>18,771,160</b>	<b>19,527,369</b>	<b>16,771,034</b>	<b>17,498,376</b>	<b>19,513,592</b>	<b>18,398,779</b>	<b>19,118,801</b>
<b>Total pension liability - ending (a)</b>	<b>16,050,509</b>	<b>15,586,949</b>	<b>17,657,425</b>	<b>18,771,160</b>	<b>19,527,369</b>	<b>16,771,034</b>	<b>17,498,376</b>	<b>19,513,592</b>	<b>18,398,779</b>
<b>Plan fiduciary net position</b>									
Contributions-employer	\$ 1,610,245	\$ 1,609,912	\$ 1,609,523	\$ 1,209,249	\$ 1,209,072	\$ 1,220,793	\$ 1,227,012	\$ 1,029,880	\$ 1,132,520
Contributions-member	-	-	-	-	-	-	-	-	-
Net investment income	60,761	82,195	220,125	190,063	137,927	120,429	126,547	85,829	130,656
Benefit payments, including refunds of member contributions	(1,276,629)	(1,381,754)	(1,512,929)	(1,642,391)	(1,714,769)	(1,814,117)	(1,822,278)	(1,938,597)	(2,059,412)
Administrative expense	(17,530)	(16,730)	(16,540)	(16,287)	(15,791)	(15,983)	(27,064)	(13,568)	(13,175)
Other	-	-	-	-	-	-	-	-	-
<b>Net change in plan fiduciary net position</b>	<b>\$ 376,847</b>	<b>\$ 293,623</b>	<b>\$ 300,179</b>	<b>\$ (259,366)</b>	<b>\$ (383,561)</b>	<b>\$ (488,878)</b>	<b>\$ (495,783)</b>	<b>\$ (836,456)</b>	<b>\$ (809,411)</b>
<b>Plan fiduciary net position - beginning</b>	<b>6,084,216</b>	<b>5,790,593</b>	<b>5,490,414</b>	<b>5,749,780</b>	<b>6,133,341</b>	<b>6,622,219</b>	<b>7,118,002</b>	<b>7,954,458</b>	<b>8,763,869</b>
<b>Plan fiduciary net position - ending (b)</b>	<b>\$ 6,461,063</b>	<b>\$ 6,084,216</b>	<b>\$ 5,790,593</b>	<b>\$ 5,490,414</b>	<b>\$ 5,749,780</b>	<b>\$ 6,133,341</b>	<b>\$ 6,622,219</b>	<b>\$ 7,118,002</b>	<b>\$ 7,954,458</b>
<b>Net pension liability - ending (a) - (b)</b>	<b>\$ 9,589,446</b>	<b>\$ 9,502,733</b>	<b>\$ 11,866,832</b>	<b>\$ 13,280,746</b>	<b>\$ 13,777,589</b>	<b>\$ 10,637,693</b>	<b>\$ 10,876,157</b>	<b>\$ 12,395,590</b>	<b>\$ 10,444,321</b>
Plan fiduciary net position as a percentage of the total pension liability	40.25%	39.03%	32.79%	29.25%	29.44%	36.57%	37.84%	36.48%	43.23%
Covered payroll	\$ 92,075	\$ 86,732	\$ 83,397	\$ 80,968	\$ 79,380	\$ 78,840	\$ 198,634	\$ 258,839	\$ 238,621
Net pension liability as a percentage of covered employee payroll	10414.82%	10956.43%	14229.33%	16402.46%	17356.50%	13492.76%	5475.48%	4788.92%	4376.95%

**Notes to Schedule:**

*Changes of assumptions.* In 2018, amounts reported as changes of assumptions resulted primarily from the change of the discount rate used to value plan liabilities from 5.38% to 2.25%.  
Discount rate used for 2022 is 2.75%

This schedule is presented to illustrate the requirement to show information for 10 years. Only the nine fiscal years are presented because 10-year data is not yet available.

**OKLAHOMA COUNTY, OKLAHOMA**  
**SCHEDULE OF EMPLOYER CONTRIBUTIONS**  
**LAST 10 FISCAL YEARS**  
**JUNE 30, 2022**

Fiscal year ending June 30,	2022	2021	2020	2019	2018	2017	2016	2015	2014	2013
Actuarially calculated employer contribution	\$ 799,155	\$ 958,286	\$ 1,096,714	\$ 1,186,835	\$ 1,067,876	\$ 785,650	\$ 811,130	\$ 789,368	\$ 777,390	\$ 692,283
Contributions in relation to the actuarially	(1,610,245)	(1,609,912)	(1,609,523)	(1,209,249)	(1,209,072)	(1,220,793)	(1,227,012)	(1,029,880)	(1,132,520)	(1,126,635)
Contribution deficiency (excess)	\$ (811,090)	\$ (651,626)	\$ (512,809)	\$ (22,414)	\$ (141,196)	\$ (435,143)	\$ (415,882)	\$ (240,512)	\$ (355,130)	\$ (434,352)
Covered payroll	92,075	86,732	83,397	80,968	79,380	78,840	198,634	258,839	238,621	214,192
Actual Contributions as a percentage of covered payroll	1748.84%	1856.19%	1929.95%	1493.49%	1523.14%	1548.44%	617.73%	397.88%	474.61%	525.99%

**Notes to Schedule**

Valuation date:

Actuarially determined contribution rates are calculated as of July 1, 2022.

Methods and assumptions used to determine contribution rates:

- a. Actuarial Cost Method                   Entry Age Normal
- b. Amortization Method                   Level dollar, open
- c. Remaining amortization period       15 years
- d. Asset valuation method               Market value of assets
- e. Rate of inflation                       2.25% per year
- f. Salary increase                         5.00% per year
- g. Investment rate of return             2.75% per year
- h. Mortality table                         RP-2000 Combined Mortality Table for males and females  
projected with scale AA to 2020
- i. Retirement age                         The earlier of age 62 or age 55 with at least 30 years of service  
Oklahoma County Employees Retirement System 7/1/2022 Report  
RP-2000 Combined Mortality Table for males and females

**OKLAHOMA COUNTY, OKLAHOMA  
SCHEDULE OF INVESTMENT RETURNS  
LAST 10 FISCAL YEARS  
JUNE 30, 2022**

Fiscal year ending June 30,	2022	2021	2020	2019	2018	2017	2016	2015	2014
Annual money-weighted rate of return, net of investment expenses	1.00%	1.45%	4.21%	3.50%	2.50%	1.97%	2.37%	1.18%	-0.87%

Information for prior years is unavailable.

Actuarial Valuation, Methods and Assumptions	
Valuation date	July 1, 2021
Actuarial cost method	Entry Age Normal
Amortization method	Level dollar amount
Remaining amortization periods	30 years
Actuarial value of assets	Equal to the fair market value of assets on the valuation date
Investment rate of return	2.25%
Annual pay increases	5.00% per year
Inflation	2.25% per year
Cost of living adjustment	None assumed

This schedule is presented to illustrate the requirement to show information for 10 years.  
Only nine fiscal years are presented because 10-year data is not yet available.

**OKLAHOMA COUNTY, OKLAHOMA**  
**SCHEDULE OF CHANGES IN TOTAL OPEB LIABILITY AND RELATED RATIOS**  
**LAST 10 FISCAL YEARS**  
**JUNE 30, 2022**

	<b>2022</b>	<b>2021</b>	Restated <b>2020</b>	<b>2019</b>	<b>2018</b>
<b>Total OPEB liability</b>					
Service cost	\$19,522,843	\$21,997,684	\$13,448,049	\$15,135,058	\$18,949,108
Interest	8,961,004	10,402,417	13,791,124	13,715,215	12,407,467
Change in assumptions	(73,003,844)	11,384,017	140,555,014	(15,758,137)	(37,002,347)
Differences between expected and actual experience	(23,777,351)	(90,721,045)	(55,784,783)	(32,348,295)	(37,016,035)
Benefit payments, including refunds of member contributions	(6,228,142)	(6,620,850)	(5,821,687)	(5,785,436)	(5,749,184)
Change in allocation					
<b>Net change in total OPEB liability</b>	<b>(74,525,490)</b>	<b>(53,557,777)</b>	<b>106,187,717</b>	<b>(25,041,595)</b>	<b>(48,410,991)</b>
<b>Total OPEB liability - beginning</b>	<b>398,452,552</b>	<b>452,010,329</b>	<b>345,822,612</b>	<b>370,864,207</b>	<b>419,275,198</b>
<b>Total OPEB liability - ending (a)</b>	<b>\$323,927,062</b>	<b>\$398,452,552</b>	<b>\$452,010,329</b>	<b>\$345,822,612</b>	<b>\$370,864,207</b>
<b>Covered employee payroll</b>	<b>\$60,066,980</b>	<b>\$55,529,670</b>	<b>\$51,833,655</b>	<b>\$50,488,713</b>	<b>\$51,920,151</b>
<b>Net OPEB liability (asset) as a percentage of covered-employee payroll</b>	<b>539.28%</b>	<b>717.55%</b>	<b>872.04%</b>	<b>684.95%</b>	<b>714.30%</b>

**Notes to Schedule:**

Only five years are presented because 10-year data is not yet available.

The discount rate used for 2022 was 3.69% 2021 was 3.75%, 3.75% for 2020, 3.75% for 2019 and 3.58% for 2018.

**OKLAHOMA COUNTY, OKLAHOMA  
GENERAL FUND  
BUDGET TO ACTUAL COMPARISON SCHEDULE  
FOR THE YEAR ENDED JUNE 30, 2022**

	<u>Budgeted Amounts</u>		<u>Actual Amounts/ Budgetary Basis</u>	<u>Variance with Final Budget- Positive (Negative)</u>
	<u>Original</u>	<u>Final</u>		
<b>REVENUES</b>				
<b>Property taxes</b>				
Advalorem Tax - Current	\$ 75,366,596	\$ 77,720,833	\$ 81,957,223	\$ 4,236,390
Advalorem Tax - Prior	2,625,234	2,766,163	2,355,664	(410,499)
Misc Property Taxes	355,656	380,020	926,705	546,685
Total Property taxes	<u>78,347,486</u>	<u>80,867,015</u>	<u>85,239,592</u>	<u>4,372,577</u>
<b>Charges for services</b>				
County Clerk Fees	5,211,768	4,911,188	7,728,252	2,817,064
County Treasurer Fees	5,068	4,524	4,721	197
Public Records	8,019	7,175	4,498	(2,677)
Miscellaneous Charge for Services	2,830	3,430	2,377	(1,053)
Total Charges for Services	<u>5,227,685</u>	<u>4,926,317</u>	<u>7,739,848</u>	<u>2,813,531</u>
<b>Intergovernmental revenues</b>				
Motor Vehicle Stamps	348,955	372,430	388,309	15,879
Motor Vehicle Collections	1,052,187	1,022,526	1,291,591	269,065
Revaluation - Cities & Schools	4,746,896	4,955,637	4,955,637	(0)
Juvenile Detention-Lunches	86,999	81,209	126,875	45,666
Juvenile Detention Services	1,982,498	3,993,022	1,996,511	(1,996,511)
Juv. Justice - Maintenance	81,900	81,900	82,271	371
Juv. Justice - DHS Rent	481,392	481,392	481,392	0
Juv. Justice - Alt Detention/Transportation	8,737	9,573	9,185	(388)
Juvenile - Link	912	1,152	1,350	198
Juvenile - Boarding	-	-	139	139
Sheriff-SCAAP Grant	-	-	4,347	4,347
D A Revolving	150,000	150,000	102,567	(47,433)
Election Board - Salary	91,477	91,477	83,746	(7,731)
Election Board - Expense	106,693	88,306	74,668	(13,638)
Election Board - Municipality Reimb	-	-	36,661	36,661
Court Fund Maintenance	647,654	647,654	752,085	104,431
Pharmacy Reimb	334,000	334,000	310,337	(23,663)
Total Intergovernmental revenues	<u>10,120,299</u>	<u>12,310,276</u>	<u>10,697,671</u>	<u>(1,612,605)</u>
<b>Interest income</b>	<u>100,000</u>	<u>100,000</u>	<u>155,032</u>	<u>55,032</u>
<b>Miscellaneous revenue</b>				
Public Building Authority Admin Overhead	50,000	50,000	50,000	-
Public Building Authority Utility Reimb	37,113	37,113	37,669	556
Criminal Justice Authority Reimb	107,488	87,414	116,614	29,200
Royalty	18,130	18,728	39,771	21,043
Rental	360	360	360	-
Retirement Reimb for Bailiff's	4,592	4,592	4,209	(383)
Remington Park - Admission Fees	33,159	35,449	40,798	5,349
Miscellaneous Reimbursements	99,884	80,676	279,931	199,255
<b>Total Miscellaneous revenues</b>	<u>350,725</u>	<u>314,332</u>	<u>569,352</u>	<u>255,020</u>
<b>Total revenues</b>	<u>\$ 94,146,194</u>	<u>\$ 98,517,940</u>	<u>\$ 104,401,495</u>	<u>\$ 5,883,555</u>

**OKLAHOMA COUNTY, OKLAHOMA  
GENERAL FUND  
BUDGET TO ACTUAL COMPARISON SCHEDULE  
FOR THE YEAR ENDED JUNE 30, 2022**

	<u>Budgeted Amounts</u>		<u>Actual Amounts/ Budgetary Basis</u>	<u>Variance with Final Budget- Positive (Negative)</u>
	<u>Original</u>	<u>Final</u>		
<b>EXPENDITURES</b>				
Current:				
<b>General government</b>				
General government:				
Salary and Wages	1,200	1,200	1,200	-
Fringe Benefits	4,692	4,992	4,887	105
Travel	-	-	-	-
Operating Expenditures	38,500,088	38,550,088	38,493,418	56,670
Capital Outlay	1,428	1,428	1,428	-
County commissioners:				
Salary and Wages	367,913	367,913	367,912	1
Fringe Benefits	116,433	116,433	115,786	647
Travel	25,200	25,200	25,200	-
Operating Expenditures	1,440	1,440	1,440	-
Capital Outlay	-	-	-	-
Assessor regular:				
Salary and Wages	2,120,797	2,158,148	2,041,389	116,759
Fringe Benefits	944,116	911,456	871,301	40,155
Travel	31,975	31,975	19,863	12,112
Operating Expenditures	288,925	328,925	305,095	23,830
Capital Outlay	30,030	30,030	29,438	592
Assessor revaluation:				
Salary and Wages	3,227,543	3,245,819	3,127,090	118,729
Fringe Benefits	1,427,967	1,380,597	1,335,258	45,339
Travel	135,500	115,500	112,031	3,469
Operating Expenditures	837,147	963,147	957,223	5,924
Capital Outlay	176,110	176,110	175,956	154
Treasurer:				
Salary and Wages	568,584	641,445	626,356	15,089
Fringe Benefits	277,681	284,998	240,528	44,470
Travel	6,000	6,000	6,000	-
Operating Expenditures	146,221	153,221	137,725	15,496
Capital Outlay	5,500	5,500	2,634	2,866
Court clerk:				
Salary and Wages	6,556,243	6,970,850	6,771,828	199,022
Fringe Benefits	3,082,626	3,166,061	3,051,670	114,391
Travel	11,200	11,200	9,828	1,372
Operating Expenditures	172,659	182,659	179,311	3,348
Capital Outlay	50,000	50,000	11,935	38,065
County clerk:				
Salary and Wages	1,818,099	1,844,467	1,839,480	4,987
Fringe Benefits	664,637	669,818	656,904	12,914
Travel	19,740	19,740	19,635	105
Operating Expenditures	121,727	121,227	109,170	12,058
Capital Outlay	34,813	35,313	31,606	3,707
Excise & equalization:				
Salary and Wages	29,025	29,025	20,700	8,325
Fringe Benefits	2,221	2,221	1,584	637
Travel	7,330	7,330	2,817	4,513
Operating Expenditures	2,000	2,000	1,200	800
Capital Outlay	2,000	2,000	-	2,000
County audit:				
Salary and Wages	-	-	-	-
Fringe Benefits	-	-	-	-
Travel	-	-	-	-
Operating Expenditures	751,898	770,608	544,164	226,444
Capital Outlay	6,600	6,600	1,590	5,010
District attorney - state:				
Salary and Wages	-	-	-	-
Fringe Benefits	-	-	-	-
Travel	-	-	-	-
Operating Expenditures	113,515	113,515	106,314	7,201
Capital Outlay	36,485	36,485	23,794	12,691

**OKLAHOMA COUNTY, OKLAHOMA  
GENERAL FUND  
BUDGET TO ACTUAL COMPARISON SCHEDULE  
FOR THE YEAR ENDED JUNE 30, 2022**

	Budgeted Amounts		Actual Amounts/ Budgetary Basis	Variance with Final Budget- Positive (Negative)
	Original	Final		
District attorney - county:				
Salary and Wages	-	-	-	-
Fringe Benefits	-	-	-	-
Travel	500	500	32	468
Operating Expenditures	66,398	66,398	57,737	8,661
Capital Outlay	5,000	5,000	5,000	-
Public defender:				
Salary and Wages	-	-	-	-
Fringe Benefits	-	-	-	-
Travel	7,000	7,000	7,000	-
Operating Expenditures	43,720	43,720	43,112	608
Capital Outlay	11,000	11,000	10,983	17
Purchasing:				
Salary and Wages	284,016	289,676	286,253	3,423
Fringe Benefits	155,997	157,109	151,262	5,847
Travel	7,700	6,700	1,670	5,030
Operating Expenditures	15,339	17,339	15,242	2,097
Capital Outlay	5,500	4,500	4,488	12
Election board:				
Salary and Wages	1,097,103	1,119,045	1,056,356	62,689
Fringe Benefits	388,787	393,099	376,286	16,813
Travel	39,226	39,226	14,235	24,991
Operating Expenditures	188,690	183,690	181,814	1,876
Capital Outlay	2,500	7,500	5,035	2,465
BOCC HR/Environmental Health & Safety:				
Salary and Wages	507,681	517,795	440,326	77,469
Fringe Benefits	240,370	242,357	213,448	28,909
Travel	7,500.00	7,500.00	1,241	6,259
Operating Expenditures	34,670	34,670	29,520	5,150
Capital Outlay	9,500	9,500	7,433	2,067
Employee Benefits Department				
Salary and Wages	235,974	263,254	262,801	453
Fringe Benefits	114,158	119,519	117,454	2,065
Travel	6,000	6,000	1,566	4,434
Operating Expenditures	11,900	11,900	11,140	760
Capital Outlay	2,257	2,257	1,574	683
MIS				
Salary and Wages	1,405,269	1,500,974	1,432,897	68,077
Fringe Benefits	670,911	712,313	626,488	85,825
Travel	11,500	11,500	2,700	8,800
Operating Expenditures	2,114,976	2,114,976	1,991,129	123,847
Capital Outlay	187,044	757,044	682,820	74,224
Facilities Management:				
Salary and Wages	1,066,815	1,088,046	995,609	92,437
Fringe Benefits	490,795	494,967	414,165	80,802
Travel	3,300	3,300	-	3,300
Operating Expenditures	446,410	446,410	368,888	77,522
Capital Outlay	78,500	78,500	67,888	10,612
Facilities Management-Custodial				
Salary and Wages	-	-	-	-
Fringe Benefits	-	-	-	-
Travel	-	-	-	-
Operating Expenditures	313,000	313,000	294,493	18,507
Capital Outlay	-	-	-	-
Planning Commission				
Salary and Wages	210,934	214,138	204,045	10,093
Fringe Benefits	96,444	97,270	92,535	4,735
Travel	7,800	8,800	8,508	292
Operating Expenditures	2,160	2,160	2,100	60
Capital Outlay	-	-	-	-

**OKLAHOMA COUNTY, OKLAHOMA  
GENERAL FUND  
BUDGET TO ACTUAL COMPARISON SCHEDULE  
FOR THE YEAR ENDED JUNE 30, 2022**

	<u>Budgeted Amounts</u>		<u>Actual Amounts/ Budgetary Basis</u>	<u>Variance with Final Budget- Positive (Negative)</u>
	<u>Original</u>	<u>Final</u>		
<b>Court Services</b>				
Salary and Wages	647,149	660,092	648,139	11,953
Fringe Benefits	355,966	358,509	326,456	32,053
Travel	-	-	-	-
Operating Expenditures	2,160	2,160	2,100	60
Capital Outlay	-	-	-	-
<b>Economic Development</b>				
Salary and Wages	-	-	-	-
Fringe Benefits	-	-	-	-
Travel	-	-	-	-
Operating Expenditures	200,000	200,000	200,000	-
Capital Outlay	-	-	-	-
<b>Reserve Fund</b>				
Salary and Wages	-	-	-	-
Fringe Benefits	-	-	-	-
Travel	-	-	-	-
Operating Expenditures	1,158,332	2,443,170	-	2,443,170
Capital Outlay	-	-	-	-
<b>Total General Governmental</b>	<u>75,683,259</u>	<u>78,616,267</u>	<u>74,046,656</u>	<u>4,569,611</u>
<b>Public Safety</b>				
<b>Sheriff Law Enforcement</b>				
Salary and Wages	8,016,722	8,172,138	8,150,320	21,818
Fringe Benefits	4,151,975	4,157,514	4,134,079	23,435
Travel	8,400	8,400	7,000	1,400
Operating Expenditures	301,883	511,000	510,766	234
Capital Outlay	-	-	-	-
<b>Juvenile Detention:</b>				
Salary and Wages	3,746,761	4,163,590	4,112,204	51,386
Fringe Benefits	1,696,746	1,919,760	1,802,875	116,886
Travel	7,000	5,000	3,240	1,760
Operating Expenditures	538,494	581,791	518,986	62,805
Capital Outlay	13,504	163,777	163,630	147
<b>Juvenile Bureau:</b>				
Salary and Wages	1,430,040	1,469,186	1,413,762	55,424
Fringe Benefits	741,657	753,963	672,470	81,493
Travel	10,500	6,500	5,304	1,196
Operating Expenditures	232,458	176,965	161,853	15,112
Capital Outlay	8,003	90,246	80,625	9,621
<b>Emergency Management:</b>				
Salary and Wages	279,136	284,719	282,969	1,750
Fringe Benefits	119,650	120,747	119,450	1,297
Travel	5,000	5,000	4,499	501
Operating Expenditures	85,230	85,230	83,382	1,848
Capital Outlay	142,650	142,650	142,569	81
<b>Total Public Safety</b>	<u>21,535,809</u>	<u>22,818,176</u>	<u>22,369,983</u>	<u>448,193</u>
<b>Health &amp; Welfare</b>				
<b>Social Services:</b>				
Salary and Wages	918,336	936,608	935,853	755
Fringe Benefits	368,413	372,003	364,615	7,388
Travel	3,000	3,000	497	2,503
Operating Expenditures	1,157,974	1,157,974	1,011,121	146,853
Capital Outlay	10,000	10,000	9,893	107
<b>Total Health and Welfare</b>	<u>2,457,723</u>	<u>2,479,585</u>	<u>2,321,979</u>	<u>157,606</u>



**OKLAHOMA COUNTY, OKLAHOMA  
GENERAL FUND  
BUDGET TO ACTUAL COMPARISON SCHEDULE  
FOR THE YEAR ENDED JUNE 30, 2022**

	<u>Budgeted Amounts</u>		<u>Actual Amounts/ Budgetary Basis</u>	<u>Variance with Final Budget- Positive (Negative)</u>
	<u>Original</u>	<u>Final</u>		
<b>Culture &amp; Recreation</b>				
Free Fair:				
Salary and Wages	7,950	5,323	5,323	-
Fringe Benefits	608	407	407	-
Travel	-	-	-	-
Operating Expenditures	58,680	61,508	60,443	1,065
Capital Outlay	-	-	-	-
Total Culture and Recreation	<u>67,238</u>	<u>67,238</u>	<u>66,173</u>	<u>1,065</u>
<b>Road &amp; Highway</b>				
District #1:				
Salary and Wages	270,645	274,220	266,864	7,356
Fringe Benefits	140,992	111,695	105,796	5,899
Travel	7,500	7,500	4,459	3,041
Operating Expenditures	159,475	189,475	184,762	4,713
Capital Outlay	7,500	7,500	5,074	2,426
District #2:				
Salary and Wages	164,346	200,433	191,372	9,061
Fringe Benefits	61,738	81,584	80,989	595
Travel	2,500	2,500	-	2,500
Operating Expenditures	22,500	22,500	19,638	2,862
Capital Outlay	4,500	4,500	3,927	573
District #3:				
Salary and Wages	276,555	271,576	270,257	1,319
Fringe Benefits	86,743	123,221	120,880	2,341
Travel	5,500	4,518	3,842	677
Operating Expenditures	139,220	120,308	120,493	(184)
Capital Outlay	5,000	-	-	-
Engineer:				
Salary and Wages	390,088	393,865	362,640	31,225
Fringe Benefits	148,376	149,904	126,041	23,863
Travel	8,000	8,000	3,667	4,333
Operating Expenditures	32,260	36,260	36,006	254
Capital Outlay	6,500	6,500	5,594	906
Total Road and Highway	<u>1,939,938</u>	<u>2,016,060</u>	<u>1,912,299</u>	<u>103,761</u>
Capital Outlay				
Total expenditures	<u>101,683,967</u>	<u>105,997,326</u>	<u>100,717,090</u>	<u>5,280,236</u>
Excess of revenues over/(under) expenditures	<u>(7,537,773)</u>	<u>(7,479,386)</u>	<u>3,684,405</u>	<u>11,163,791</u>
<b>OTHER FINANCING SOURCES (USES)</b>				
Transfers from other funds	-	-	1,700,143	1,700,143
Transfers to other funds	(4,121,000)	(5,421,000)	(4,621,000)	(800,000)
Total other financing sources (uses)	<u>(4,121,000)</u>	<u>(5,421,000)</u>	<u>(2,920,857)</u>	<u>900,143</u>
Net change in fund balances	(11,658,773)	(12,900,386)	763,548	12,063,934
Fund balances - beginning	11,658,772	12,900,386	21,549,735	8,649,349
Fund balances - ending	<u>\$ 0</u>	<u>\$ 0</u>	<u>\$ 22,313,283</u>	<u>\$ 20,713,283</u>
<b><u>RECONCILIATION TO GAAP-BASIS FUND BALANCE</u></b>				
Property taxes receivable			4,237,207	
Other taxes receivable			341,512	
Accounts payable			(3,595,064)	
Accounts receivable			2,065,039	
Intergovernmental receivable			2,206,584	
Lease receivable			1,430,901	
Deferred revenue			(5,222,929)	
Current year encumbrances			4,157,743	
Adjustment to prior year reserve for encumbrances			(4,891,980)	
Reserve for inventory			90,769	
Self-insurance funds net activity (cash basis)			123,303	
Total Reconciling items			<u>943,085</u>	
Fund balance, June 30, 2022 (GAAP Basis)			<u>\$ 23,256,368</u>	

**OKLAHOMA COUNTY, OKLAHOMA**  
**Notes to Budgetary Comparison Schedules**  
**June 30, 2022**

**Note I. Budgetary Data**

**Budgetary Comparison Schedules-General Fund and Debt Service Fund**

A cash basis of accounting is used to prepare the Budgetary Comparison Schedules. Reconciliation from the cash basis to the modified accrual basis of accounting, which is GAAP, is presented on the face of the schedule.

**Budget Law and Practice**

Guidelines for the County Budget Act are set out in Title 19, Section 1410 of the Oklahoma County Statutes. At least thirty (30) days prior to the beginning of each fiscal year, the county budget board shall complete a budget for each fund of the county for which a budget is required. Each budget shall provide a complete financial plan for the budget year. The budget format shall be as prescribed by the State Auditor and Inspector. The format shall contain at least the following in tabular form for each fund, itemized by department and account within each fund:

1. Actual revenues and expenditures for the immediate prior fiscal year;
2. Estimated actual revenues and expenditures for the current fiscal year; and
3. Estimated revenues and proposed expenditures for the budget year.

The Budget Board of Oklahoma County complies with the purpose of the Budget Act, which is to:

1. Establish uniform and sound fiscal procedures for the preparation, adoption, execution and control of budgets;
2. Enable counties to make financial plans for both current and capital expenditures and to ensure that their executive staffs administer their respective functions in accordance with adopted budgets;
3. Make available to public and investors sufficient information as to the financial conditions, requirements and expectations of the county government; and
4. Assist county governments to improve and implement generally accepted accounting principles as applied to governmental accounting, auditing, and financial reporting and standards of governmental finance management.

The legal level of control is that expenditures budgeted in each fund may not exceed the budgeted revenues, including fund balance, for the fund. Once approved the Oklahoma County Budget Board may amend the legally adopted budget when unexpected modifications are required in estimated revenues and appropriations.

Budgets are submitted annually in accordance with the budget act and are prepared on a modified cash basis. Revenues are budgeted in the year receipt is expected and expenditures, which include encumbrances, are budgeted in the year that the applicable purchase orders are expected to be issued. The budget and actual financial schedules are reported on this basis. Unencumbered appropriations for annually budgeted funds lapse ninety days after fiscal year-end. The General Fund and the Debt Service Fund are the two major funds with legally adopted annual budgets and Budgetary Comparison Schedules are presented as Required Supplementary. Reconciliation from the budgetary basis of accounting to accounting principles generally accepted in the United States of America is presented in the Budgetary Comparison Schedule. All other funds do not have annual adopted budgets. Appropriations for these funds are made on a monthly basis, according to the funds available.

**OKLAHOMA COUNTY, OKLAHOMA**  
**Notes to Budgetary Comparison Schedules**  
**June 30, 2022**

**Budgetary Control**

Each fund's appropriated budget is prepared on a detailed line item basis. Revenues are budgeted by source. Expenditures are budgeted by department and character (salary, benefits, travel, maintenance and operation and capital outlay) which constitutes the legal level of control. Expenditures may not exceed appropriations at this level. All budget revisions at this level are subject to authorization by the Department Head and approval by the Budget Board.

**Encumbrances**

Encumbrances represent commitments related to unperformed contracts for goods or services. Encumbrance accounting, under which purchase orders, contracts and other commitments for the expenditure of resources are recorded to reserve that portion of the applicable appropriation, is utilized in the governmental funds. Encumbrances outstanding at year-end are reported as assignments of fund balance by purpose in the General Fund and as commitments or restrictions of fund balance in other governmental funds. Encumbrances do not constitute expenditures or liabilities because the commitments will be honored during the subsequent year.

*Combining and  
Individual Fund  
Financial  
Statements and  
Schedules*



# ***NON-MAJOR GOVERNMENTAL FUNDS***

---

## ***Special Revenue Funds***

*Special revenue funds are used to account for and report the proceeds of specific revenue sources that are restricted or committed to expenditure for specific purposes other than debt service or capital projects.*

***County Bridge and Road Improvement Fund*** – *For the collection of fuel tax and gross production proceeds in to be used for the construction, replacement and repair of county roads and bridges including engineering and design services.*

***Treasurer’s Mortgage Fee*** – *For the collection of certification fees by the treasurer and restricted expenditures.*

***County Clerk’s Lien Fee*** – *For the collection of fees for mailing notices of mechanic liens and restricted expenditures.*

***UCC Central Filing Fee*** – *For the collection of fees and expenditures for filing Uniform Commercial Code financing statements.*

***Records Management & Preservation*** – *For the collection of fees and expenditures for the purpose of preserving, maintaining and archiving recorded instruments.*

***Sheriff Service Fee*** – *For the collection and processing of miscellaneous fees and the restricted expenditures.*

***Sheriff Special Revenue Fund*** – *Accounts for collections and expenditures of prisoner boarding fees, for the operation of the jail commissary, housing of federal prisoners, drug enforcement, travel and training activities of the sheriff’s department. Also used to record the revenues and expenditures of monies received from granting agencies in accordance with the general and specific terms of the grant agreement.*

***Sheriff Grant Fund*** – *For the collection and expenditures of state and federal grants for various programs in accordance with the terms of the grant agreements.*

***Assessor’s Revolving Fee*** – *For the collection and expenditures of fees for furnishing copies of records and maps by the Assessor.*

***Juvenile Probation Fee*** – *For the collection and expenditures of probation fees of juveniles.*

***Juvenile Grant Fund*** – *For the collection and expenditures of numerous state and federal grants for various juvenile offender programs in accordance with the terms of the grant agreements.*

***Planning Commission*** – *For the collection and expenditures of permit fees and petitions for amendments to zoning regulations.*

***Local Emergency Planning Commission*** – *For the collection and expenditures of federal grant funds for hazardous materials emergency planning.*

# **NON-MAJOR GOVERNMENTAL FUNDS**

*(Continued)*

---

**Emergency Management** – For the collection and expenditures of federal grant funds for the general operation of the Emergency Management department.

**Community Service Fee Fund** – For the collection and expenditures of fees of persons sentenced by the court to perform community service.

**Community Sentencing** – For the collection and expenditures of Department of Corrections reimbursement.

**Drug Court** – For the collection and expenditures of state funding for the newly developed drug court program.

**Drug Court User Fee Fund** – For the collection and expenditures of user fees collected from offenders through the drug court program.

**Mental Health Court Fund** – For the collection and expenditures of state funding for the county mental health program which include drug testing and participant incentives.

**Shine Program** – For the collection and expenditures of funding for the program established for court ordered low level offenders to remove graffiti, overgrowth of weeds and grass, and the pickup and hauling of trash and debris from public areas in Oklahoma County.

**MIS Fund** – These funds are collected from outside Governmental Entities for Secure Portal Access

**Emergency Rental Assistance** – The fund was established to account for the funds received from the U.S. Treasury Department's Emergency Rental Assistance Program established by the Coronavirus Aid Relief and Economic Security Act (CARES). The payments received from the fund may only be used to assist households that are unable to pay rent and utilities due to the COVID-19 pandemic.

**Election Board-CTCL** – The fund was established to account for the funds received from The Center for Tech and Civic Life (CTCL) Foundation. The grant funds must be used exclusively for the public purpose of planning and operationalizing safe and secure election administration in Oklahoma County covering costs that are necessary expenditures incurred due to the public health emergency with respect to the Coronavirus Disease 2019 (COVID-19).

# ***NON-MAJOR GOVERNMENTAL FUNDS***

*(Continued)*

---

## ***Capital Project Funds***

*Capital project funds are used to account for and report financial resources that are restricted, committed, or assigned to expenditure for capital outlays, including the acquisition or construction of capital facilities and other capital assets.*

***Capital Projects Regular*** – *Established to be used for various capital improvement projects. The funds major financial resource is transfers from General Fund.*

***Capital Projects Districts*** – *For the remaining fund balance of funds for highway capital projects.*

***Capital Projects Tinker I*** – *For the collection and expenditures of the remaining fund balance and interest earned from proceeds of a bond issue for the acquisition and clearing of land surrounding Tinker Air Force base.*

***County Bonds 2008*** – *Established to account for the collection and expenditures of General Obligation Bonds issued in 2008 to provide funds for the acquisition of General Motors plant and land near the Tinker Air Force Base, Natural hazard mitigation and flooding control at Crutch Creek and Deer Creek flood plains and surrounding areas which facilitate the construction of infrastructure and acquisition of real property and, to provide funds for the purpose of providing capital improvements for the Oklahoma County Courthouse and Annex buildings including utility systems replacement, such as plumbing, electrical, sewer, HVAC and fire suppression systems.*

***Jail Facility*** – *For the collection and expenditures of a temporary sales tax for the construction of the Oklahoma County jail.*

***Sale of Property*** – *For the collection and expenditure of funds received from the sale of land, sites or structures.*

***Tinker Clearing II*** – *Accounts for the proceeds of general obligation bonds for the purpose of acquiring property in the vicinity of Tinker Air Force Base in order to provide for the safety of those citizens of the County as well as provide for the continued assurance of the economic well being of Oklahoma County and its citizens.*

**OKLAHOMA COUNTY, OKLAHOMA  
COMBINING BALANCE SHEET  
NONMAJOR GOVERNMENTAL FUNDS  
JUNE 30, 2022**

	Special Revenue										R
	County Bridge & Road Improvement	Treasurer's Mortgage Fee	County Clerk's Lien Fee	UCC Central Filing	Records Management & Preservation	Sheriff Service Fee	Sheriff Special Revenue	Sheriff Grant Fund	Assessor's Revolving Fee	Juvenile Probation Fee	
<b>ASSETS</b>											
Cash and cash equivalents	\$ 3,528,008	\$ 337,898	\$ 672,801	\$ 643,878	\$ 1,055,402	\$ 776,370	\$ 1,937,222	\$ 441,544	\$ 99,426	\$ 52,780	
Investments	90,815	8,698	17,319	16,574	27,167	19,985	49,866	11,366	2,559	1,359	
Interest receivable	-	-	-	424	651	634	-	-	-	-	
Accounts receivable	111,098	-	-	-	-	30,873	-	-	-	-	
Intergovernmental receivable	-	-	-	-	-	-	8,041	77,194	-	-	
Inventories	-	-	-	-	-	-	130,216	-	-	-	
Total assets	<u>\$ 3,729,920</u>	<u>\$ 346,596</u>	<u>\$ 690,120</u>	<u>\$ 660,876</u>	<u>\$ 1,083,220</u>	<u>\$ 827,862</u>	<u>\$ 2,125,345</u>	<u>\$ 530,104</u>	<u>\$ 101,985</u>	<u>\$ 54,139</u>	
<b>LIABILITIES</b>											
Accounts payable	\$ 254,410	\$ 1,785	\$ 5,711	\$ 17,812	\$ 36,809	\$ 122,592	\$ 121,214	\$ 4,157	\$ -	\$ 6,475	
Total Liabilities	<u>254,410</u>	<u>1,785</u>	<u>5,711</u>	<u>17,812</u>	<u>36,809</u>	<u>122,592</u>	<u>121,214</u>	<u>4,157</u>	<u>-</u>	<u>6,475</u>	
<b>DEFERRED INFLOWS OF RESOURCES</b>											
Unavailable revenue-Intergovernmental	-	-	-	-	-	-	-	38,340	-	-	
Total Deferred inflows of resources	<u>-</u>	<u>-</u>	<u>-</u>	<u>-</u>	<u>-</u>	<u>-</u>	<u>-</u>	<u>38,340</u>	<u>-</u>	<u>-</u>	
<b>FUND BALANCES</b>											
Nonspendable	-	-	-	-	-	-	130,216	-	-	-	
Restricted	3,475,510	344,811	684,409	643,064	1,046,411	705,270	1,873,915	487,607	101,985	47,664	
Assigned	-	-	-	-	-	-	-	-	-	-	
Total fund balances	<u>3,475,510</u>	<u>344,811</u>	<u>684,409</u>	<u>643,064</u>	<u>1,046,411</u>	<u>705,270</u>	<u>2,004,131</u>	<u>487,607</u>	<u>101,985</u>	<u>47,664</u>	
Total liabilities, deferred inflows of resources, and fund balances	<u>\$ 3,729,920</u>	<u>\$ 346,596</u>	<u>\$ 690,120</u>	<u>\$ 660,876</u>	<u>\$ 1,083,220</u>	<u>\$ 827,862</u>	<u>\$ 2,125,345</u>	<u>\$ 530,104</u>	<u>\$ 101,985</u>	<u>\$ 54,139</u>	



**OKLAHOMA COUNTY, OKLAHOMA  
COMBINING BALANCE SHEET  
NONMAJOR GOVERNMENTAL FUNDS  
JUNE 30, 2022**

**Special Revenue**

	Juvenile Grant Fund	Planning Commision	Local Emergency Planning Comm	Emergency Management	Community Service Fee	Community Sentencing	Drug Court Drug Court	Drug Court User Fee	Mental Health Court Fund	Shine Program
<b>ASSETS</b>										
Cash and cash equivalents	\$ 304,486	\$ 430,694	\$ 9,377	\$ 678,405	\$ 162,671	\$ 254,887	\$ 228,081	\$ 314,426	\$ 21,207	\$ 342,223
Investments	7,838	11,087	241	17,463	4,187	6,561	5,871	8,094	546	8,809
Interest receivable	-	-	-	-	-	-	-	-	-	-
Accounts receivable	-	-	-	-	698	-	-	-	-	-
Intergovernmental receivable	-	-	-	-	-	-	-	-	-	-
Inventories	-	-	-	-	-	-	-	-	-	-
Total assets	<u>\$ 312,324</u>	<u>\$ 441,781</u>	<u>\$ 9,618</u>	<u>\$ 695,868</u>	<u>\$ 167,556</u>	<u>\$ 261,448</u>	<u>\$ 233,952</u>	<u>\$ 322,520</u>	<u>\$ 21,753</u>	<u>\$ 351,032</u>
<b>LIABILITIES</b>										
Accounts payable	\$ 29,585	\$ 45,997	\$ -	\$ 148,981	\$ 4,833	\$ -	\$ 1,266	\$ -	\$ 2,693	\$ 2,756
Total Liabilities	<u>29,585</u>	<u>45,997</u>	<u>-</u>	<u>148,981</u>	<u>4,833</u>	<u>-</u>	<u>1,266</u>	<u>-</u>	<u>2,693</u>	<u>2,756</u>
<b>DEFERRED INFLOWS OF RESOURCES</b>										
Unavailable revenue-Intergovernmental	-	-	-	-	-	-	-	-	-	-
Total Deferred inflows of resources	<u>-</u>	<u>-</u>	<u>-</u>	<u>-</u>	<u>-</u>	<u>-</u>	<u>-</u>	<u>-</u>	<u>-</u>	<u>-</u>
<b>FUND BALANCES</b>										
Nonspendable	-	-	-	-	-	-	-	-	-	-
Restricted	282,739	395,784	9,618	546,887	162,723	261,448	232,686	322,520	19,060	348,276
Assigned	-	-	-	-	-	-	-	-	-	-
Total fund balances	<u>282,739</u>	<u>395,784</u>	<u>9,618</u>	<u>546,887</u>	<u>162,723</u>	<u>261,448</u>	<u>232,686</u>	<u>322,520</u>	<u>19,060</u>	<u>348,276</u>
Total liabilities, deferred inflows of resources, and fund balances	<u>\$ 312,324</u>	<u>\$ 441,781</u>	<u>\$ 9,618</u>	<u>\$ 695,868</u>	<u>\$ 167,556</u>	<u>\$ 261,448</u>	<u>\$ 233,952</u>	<u>\$ 322,520</u>	<u>\$ 21,753</u>	<u>\$ 351,032</u>

**OKLAHOMA COUNTY, OKLAHOMA  
COMBINING BALANCE SHEET  
NONMAJOR GOVERNMENTAL FUNDS  
JUNE 30, 2022**

	Special Revenue				Capital Projects					
	MIS Fund	Emergency Rental Asst	Election Board - CTCL	Total	Capital Projects Regular	Capital Projects Districts	Capital Projects Tinker I	County Bonds 2008	Jail Facility	Sale of Property
<b>ASSETS</b>										
Cash and cash equivalents	\$ 20,429	\$ -	\$ 120,552	\$ 12,432,766	\$ 8,467,364	\$ 462,582	\$ 687,905	\$ 1,003,029	\$ 7,426	\$ 7,817
Investments	525	-	3,103	320,033	217,959	11,907	17,707	25,819	191	201
Interest receivable	-	-	-	1,709	6,421	-	547	137	-	7
Accounts receivable	-	-	-	142,669	-	-	-	901,965	-	-
Intergovernmental receivable	-	-	-	85,235	-	-	-	-	-	-
Inventories	-	-	-	130,216	-	-	-	-	-	-
Total assets	<u>\$ 20,954</u>	<u>\$ 13,241,928</u>	<u>\$ 123,655</u>	<u>\$ 13,112,628</u>	<u>\$ 8,691,744</u>	<u>\$ 474,489</u>	<u>\$ 706,159</u>	<u>\$ 1,930,950</u>	<u>\$ 7,617</u>	<u>\$ 8,025</u>
<b>LIABILITIES</b>										
Accounts payable	\$ -	\$ -	\$ 17,829	\$ 824,905	\$ 827,285	\$ -	\$ -	\$ -	\$ -	\$ -
Total Liabilities	<u>-</u>	<u>-</u>	<u>17,829</u>	<u>824,905</u>	<u>827,285</u>	<u>-</u>	<u>-</u>	<u>-</u>	<u>-</u>	<u>-</u>
<b>DEFERRED INFLOWS OF RESOURCES</b>										
Unavailable revenue-Intergovernmental	-	-	-	38,340	-	-	-	901,965	-	-
Total Deferred inflows of resources	<u>-</u>	<u>-</u>	<u>-</u>	<u>38,340</u>	<u>-</u>	<u>-</u>	<u>-</u>	<u>901,965</u>	<u>-</u>	<u>-</u>
<b>FUND BALANCES</b>										
Nonspendable	-	-	-	130,216	-	-	-	-	-	-
Restricted	20,954	-	105,826	12,119,167	4,208,798	-	706,159	1,028,985	7,617	-
Assigned	-	-	-	-	3,655,661	474,489	-	-	-	8,025
Total fund balances	<u>20,954</u>	<u>-</u>	<u>105,826</u>	<u>12,249,383</u>	<u>7,864,459</u>	<u>474,489</u>	<u>706,159</u>	<u>1,028,985</u>	<u>7,617</u>	<u>8,025</u>
Total liabilities, deferred inflows of resources, and fund balances	<u>\$ 20,954</u>	<u>\$ -</u>	<u>\$ 123,655</u>	<u>\$ 13,112,628</u>	<u>\$ 8,691,744</u>	<u>\$ 474,489</u>	<u>\$ 706,159</u>	<u>\$ 1,930,950</u>	<u>\$ 7,617</u>	<u>\$ 8,025</u>

**OKLAHOMA COUNTY, OKLAHOMA  
COMBINING BALANCE SHEET  
NONMAJOR GOVERNMENTAL FUNDS  
JUNE 30, 2022**

	<u>Tinker Clearing II</u>	<u>Total</u>	<u>Total Nonmajor Governmental Funds</u>
<b>ASSETS</b>			
Cash and cash equivalents	\$ 2,696,831	\$ 13,332,954	\$ 25,765,720
Investments	69,419	343,203	663,236
Interest receivable	2,322	9,434	11,143
Accounts receivable	-	901,965	1,044,634
Intergovernmental receivable	-	-	85,235
Inventories	-	-	130,216
Total assets	<u>\$ 2,768,572</u>	<u>\$ 14,587,556</u>	<u>\$ 27,700,184</u>
<b>LIABILITIES</b>			
Accounts payable	\$ -	\$ 827,285	\$ 1,652,190
Total Liabilities	<u>-</u>	<u>827,285</u>	<u>1,652,190</u>
<b>DEFERRED INFLOWS OF RESOURCES</b>			
Unavailable revenue-Intergovernmental	-	\$ 901,965	\$ 940,305
Total Deferred inflows of resources	<u>-</u>	<u>901,965</u>	<u>940,305</u>
<b>FUND BALANCES</b>			
Nonspendable	-	-	130,216
Restricted	2,768,572	8,720,131	20,839,298
Assigned	-	4,138,175	4,138,175
Total fund balances	<u>2,768,572</u>	<u>12,858,306</u>	<u>25,107,689</u>
Total liabilities, deferred inflows of resources, and fund balances	<u>\$ 2,768,572</u>	<u>\$ 14,587,556</u>	<u>\$ 27,700,184</u>

**OKLAHOMA COUNTY, OKLAHOMA  
COMBINING STATEMENT OF REVENUES, EXPENDITURES, AND CHANGES IN FUND BALANCES  
NONMAJOR GOVERNMENTAL FUNDS  
FOR THE YEAR ENDED JUNE 30, 2022**

Special Revenue										
	County Bridge & Road Improvement	Treasurer's Mortgage Fee	County Clerk's Lien Fee	UCC Central Filing	Records Management & Preservation	Sheriff Service Fee	Sheriff Special Revenue	Sheriff Grant Fund	Assessor's Revolving Fee	Juvenile Probation Fee
<b>REVENUES</b>										
Charges for services	\$ -	\$ 191,115	\$ 564,671	\$ 747,744	\$ 2,070,366	\$ 2,736,254	\$ -	\$ -	\$ 18,958	\$ 13,450
Intergovernmental revenues	1,065,300	-	-	-	-	383,836	685,261	407,863	-	-
Investment income (loss)	-	-	-	936	1,445	997	1,081	-	-	-
Miscellaneous revenue	-	-	-	-	-	154	299,645	-	-	-
Total revenues	<u>\$ 1,065,300</u>	<u>\$ 191,115</u>	<u>\$ 564,671</u>	<u>\$ 748,680</u>	<u>\$ 2,071,811</u>	<u>\$ 3,121,241</u>	<u>\$ 985,987</u>	<u>\$ 407,863</u>	<u>\$ 18,958</u>	<u>\$ 13,450</u>
<b>EXPENDITURES</b>										
Current:										
General government	-	124,825	242,930	853,320	2,061,396	-	-	-	-	-
Public safety	-	-	-	-	-	3,275,418	581,752	302,861	-	41,201
Roads and highways	549,321	-	-	-	-	-	-	-	-	-
Capital outlay	-	1,530	41,022	9,813	67,300	9,313	514,747	134,173	6,443	-
Total expenditures	<u>549,321</u>	<u>126,355</u>	<u>283,952</u>	<u>863,133</u>	<u>2,128,696</u>	<u>3,284,731</u>	<u>1,096,499</u>	<u>437,034</u>	<u>6,443</u>	<u>41,201</u>
Excess(deficiency) of revenues over(under) expenditures	<u>515,979</u>	<u>64,760</u>	<u>280,719</u>	<u>(114,453)</u>	<u>(56,885)</u>	<u>(163,490)</u>	<u>(110,512)</u>	<u>(29,171)</u>	<u>12,515</u>	<u>(27,751)</u>
<b>OTHER FINANCING SOURCES (USES)</b>										
Transfers from other funds	-	-	-	-	-	-	-	-	-	-
Transfers to other funds	-	-	-	-	-	-	-	-	-	-
Sale of capital assets	-	-	-	-	-	91,901	-	-	-	-
Total other financing sources (uses)	<u>-</u>	<u>-</u>	<u>-</u>	<u>-</u>	<u>-</u>	<u>91,901</u>	<u>-</u>	<u>-</u>	<u>-</u>	<u>-</u>
Net change in fund balances	515,979	64,760	280,719	(114,453)	(56,885)	(71,589)	(110,512)	(29,171)	12,515	(27,751)
Fund balances-beginning	2,959,533	280,051	403,690	757,517	1,103,296	776,859	2,114,643	516,778	89,470	75,415
Fund balances-ending	<u>\$ 3,475,512</u>	<u>\$ 344,811</u>	<u>\$ 684,409</u>	<u>\$ 643,064</u>	<u>\$ 1,046,411</u>	<u>\$ 705,270</u>	<u>\$ 2,004,131</u>	<u>\$ 487,607</u>	<u>\$ 101,985</u>	<u>\$ 47,664</u>

(continued)

**OKLAHOMA COUNTY, OKLAHOMA  
COMBINING STATEMENT OF REVENUES, EXPENDITURES, AND CHANGES IN FUND BALANCES  
NONMAJOR GOVERNMENTAL FUNDS  
FOR THE YEAR ENDED JUNE 30, 2022**

**Special Revenue**

	Juvenile Grant Fund	Planning Commission	Local Emergency Planning Comm	Emergency Management	Community Service Fee	Community Sentencing	Drug Court	Drug Court User Fee	Mental Health Court Fund	Shine Program
<b>REVENUES</b>										
Charges for services	\$ -	\$ 473,367	\$ -	\$ -	\$ 156,836	\$ -	\$ 53	\$ -	\$ -	\$ 97
Intergovernmental revenues	271,347	-	-	107,467	-	-	40	470,668	19,500	94,544
Investment income (loss)	-	-	-	-	-	-	-	-	-	-
Miscellaneous revenue	-	-	-	-	-	-	-	-	20,693	34,000
Total revenues	<u>\$ 271,347</u>	<u>\$ 473,367</u>	<u>\$ -</u>	<u>\$ 107,467</u>	<u>\$ 156,836</u>	<u>\$ -</u>	<u>\$ 93</u>	<u>\$ 470,668</u>	<u>\$ 40,193</u>	<u>\$ 128,641</u>
<b>EXPENDITURES</b>										
Current:										
General government	-	315,128	-	-	130,292	-	210,194	186,760	317,068	264,498
Public safety	218,756	-	-	79,242	-	-	-	-	-	-
Roads and highways	-	-	-	-	-	-	-	-	-	-
Capital outlay	-	7,798	-	135,579	13,574	-	2,317	-	2,534	-
Total expenditures	<u>218,756</u>	<u>322,926</u>	<u>-</u>	<u>214,821</u>	<u>143,866</u>	<u>-</u>	<u>212,511</u>	<u>186,760</u>	<u>319,602</u>	<u>264,498</u>
Excess(deficiency) of revenues over(under) expenditures	<u>52,591</u>	<u>150,441</u>	<u>-</u>	<u>(107,354)</u>	<u>12,970</u>	<u>-</u>	<u>(212,418)</u>	<u>283,908</u>	<u>(279,409)</u>	<u>(135,857)</u>
<b>OTHER FINANCING SOURCES (USES)</b>										
Transfers from other funds	-	-	-	-	-	-	821	-	-	-
Transfers to other funds	-	-	-	-	-	-	-	(821)	-	-
Sale of capital assets	-	-	-	-	-	-	-	-	-	-
Total other financing sources (uses)	<u>-</u>	<u>-</u>	<u>-</u>	<u>-</u>	<u>-</u>	<u>-</u>	<u>821</u>	<u>(821)</u>	<u>-</u>	<u>-</u>
Net change in fund balances	52,591	150,441	-	(107,354)	12,970	-	(211,597)	283,087	(279,409)	(135,857)
Fund balances-beginning	230,148	245,343	9,618	654,241	149,753	261,448	444,283	39,433	298,469	484,133
Fund balances-ending	<u>\$ 282,739</u>	<u>\$ 395,784</u>	<u>\$ 9,618</u>	<u>\$ 546,887</u>	<u>\$ 162,723</u>	<u>\$ 261,448</u>	<u>\$ 232,686</u>	<u>\$ 322,520</u>	<u>\$ 19,060</u>	<u>\$ 348,276</u>

**OKLAHOMA COUNTY, OKLAHOMA  
COMBINING STATEMENT OF REVENUES, EXPENDITURES, AND CHANGES IN FUND BALANCES  
NONMAJOR GOVERNMENTAL FUNDS  
FOR THE YEAR ENDED JUNE 30, 2022**

	Special Revenue				Capital Projects					
	MIS Fund	Emergency Rental Asst	Election Board - CTCL	Total	Capital Projects Regular	Capital Projects Districts	Capital Projects Tinker I	County Bonds 2008	Jail Facility	Sale of Property
<b>REVENUES</b>										
Charges for services	\$ -	\$ -	\$ -	\$ 6,972,911	\$ -	\$ -	\$ -	\$ -	\$ -	\$ -
Intergovernmental revenues	-	7,945,157	-	11,450,983	693,090	-	-	761,624	-	-
Investment income (loss)	-	(720)	-	3,739	13,780	-	1,214	327	-	16
Miscellaneous revenue	-	-	-	354,492	375	-	-	-	-	-
Total revenues	<u>\$ -</u>	<u>\$ 7,944,437</u>	<u>\$ -</u>	<u>\$ 18,782,125</u>	<u>\$ 707,245</u>	<u>\$ -</u>	<u>\$ 1,214</u>	<u>\$ 761,951</u>	<u>\$ -</u>	<u>\$ 16</u>
<b>EXPENDITURES</b>										
Current:										
General government	(2,038)	13,241,928	17,829	17,964,130	7,765	-	-	-	-	-
Public safety	-	-	-	4,499,230	-	-	-	-	-	-
Roads and highways	-	-	-	549,321	-	-	-	-	-	-
Capital outlay	-	-	-	946,143	2,871,073	-	2,900	675,889	-	-
Total expenditures	<u>(2,038)</u>	<u>13,241,928</u>	<u>17,829</u>	<u>23,958,824</u>	<u>2,878,838</u>	<u>-</u>	<u>2,900</u>	<u>675,889</u>	<u>-</u>	<u>-</u>
Excess(deficiency) of revenues over(under) expenditures	<u>2,038</u>	<u>(5,297,491)</u>	<u>(17,829)</u>	<u>(5,176,699)</u>	<u>(2,171,593)</u>	<u>-</u>	<u>(1,686)</u>	<u>86,062</u>	<u>-</u>	<u>16</u>
<b>OTHER FINANCING SOURCES (USES)</b>										
Transfers from other funds	-	-	-	821	2,000,000	-	-	-	-	-
Transfers to other funds	-	-	-	(821)	-	-	-	-	-	-
Sale of capital assets	-	-	-	91,901	-	-	-	-	-	-
Total other financing sources (uses)	<u>-</u>	<u>-</u>	<u>-</u>	<u>91,901</u>	<u>2,000,000</u>	<u>-</u>	<u>-</u>	<u>-</u>	<u>-</u>	<u>-</u>
Net change in fund balances	2,037	(5,297,491)	(17,829)	(5,084,798)	(171,593)	-	(1,686)	86,062	-	16
Fund balances-beginning	18,917	5,297,491	123,655	17,334,181	8,036,052	474,489	707,845	942,923	7,617	8,009
Fund balances-ending	<u>\$ 20,954</u>	<u>\$ -</u>	<u>\$ 105,826</u>	<u>\$ 12,249,383</u>	<u>\$ 7,864,459</u>	<u>\$ 474,489</u>	<u>\$ 706,159</u>	<u>\$ 1,028,985</u>	<u>\$ 7,617</u>	<u>\$ 8,025</u>

(continued)

**OKLAHOMA COUNTY, OKLAHOMA  
COMBINING STATEMENT OF REVENUES, EXPENDITURES, AND CHANGES IN FUND BALANCES  
NONMAJOR GOVERNMENTAL FUNDS  
FOR THE YEAR ENDED JUNE 30, 2022**

	Tinker Clearing II	Total	Total Nonmajor Governmental Funds
<b>REVENUES</b>			
Charges for services	\$ -	\$ -	\$ 6,972,911
Intergovernmental revenues	-	1,454,714	12,905,697
Investment income (loss)	4,925	20,262	24,001
Miscellaneous revenue	-	375	354,867
Total revenues	<u>\$ 4,925</u>	<u>\$ 1,475,351</u>	<u>\$ 20,257,476</u>
<b>EXPENDITURES</b>			
Current:			
General government	-	7,765	17,971,895
Public safety	-	-	4,499,230
Roads and highways	-	-	549,321
Capital outlay	-	3,549,862	4,496,005
Total expenditures	<u>-</u>	<u>3,557,627</u>	<u>27,516,451</u>
Excess(deficiency) of revenues over(under) expenditures	<u>4,925</u>	<u>(2,082,276)</u>	<u>(7,258,975)</u>
<b>OTHER FINANCING SOURCES (USES)</b>			
Transfers from other funds	-	2,000,000	2,000,821
Transfers to other funds	-	-	(821)
Sale of capital assets	-	-	91,901
Total other financing sources (uses)	<u>-</u>	<u>2,000,000</u>	<u>2,091,901</u>
Net change in fund balances	4,925	(82,276)	(5,167,074)
Fund balances-beginning	2,763,647	12,940,582	30,274,763
Fund balances-ending	<u>\$ 2,768,572</u>	<u>\$ 12,858,306</u>	<u>\$ 25,107,689</u>

**OKLAHOMA COUNTY, OKLAHOMA  
DEBT SERVICE FUND  
BUDGET TO ACTUAL COMPARISON SCHEDULE  
FOR THE YEAR ENDED JUNE 30, 2022**

	<u>Budgeted Amounts</u>		<u>Actual Amounts/ Budgetary Basis</u>	<u>Variance with Final Budget-Positive (Negative)</u>
	<u>Original</u>	<u>Final</u>		
<b>REVENUES</b>				
Property taxes	\$ 5,243,760	\$ 5,243,760	\$ 5,358,251	\$ 114,491
Investment income	-	-	4,864	4,864
Miscellaneous revenue	-	-	-	-
Total revenues	<u>5,243,760</u>	<u>5,243,760</u>	<u>5,363,115</u>	<u>119,355</u>
<b>EXPENDITURES</b>				
Redemption of debt	11,233,639	11,233,639	5,530,167	5,703,472
Interest	456,441	456,441	528,451	(72,010)
Total expenditures	<u>11,690,080</u>	<u>11,690,080</u>	<u>6,058,618</u>	<u>5,631,462</u>
Excess(deficiency) of revenues over(under) expenditures	<u>(6,446,320)</u>	<u>(6,446,320)</u>	<u>(695,503)</u>	<u>5,750,817</u>
<b>OTHER FINANCING SOURCES (USES)</b>				
Transfers from other funds	-	-	-	-
Net change in fund balances	<u>(6,446,320)</u>	<u>(6,446,320)</u>	<u>(695,503)</u>	<u>5,750,817</u>
Fund balance-beginning (Non-GAAP budgetary basis)	6,696,023	6,696,023	6,696,023	-
Fund balance-ending (Non-GAAP budgetary basis)	<u>\$ 249,703</u>	<u>\$ 249,703</u>	<u>\$ 6,000,520</u>	<u>\$ 5,750,817</u>
<b>ADJUSTMENTS TO GENERALLY ACCEPTED ACCOUNTING PRINCIPLES</b>				
Property tax receivable			350,428	
Other taxes receivable			23,650	
Interest receivable			4,205	
Deferred revenue			<u>(318,623)</u>	
<b>Fund balance-ending (GAAP basis)</b>			<u>\$ 6,060,181</u>	



# ***FIDUCIARY FUNDS***

---

*Fiduciary funds are used to report assets held in a trustee or agency capacity for others and cannot be used to support the County's programs.*

***Agency Funds*** – *Used to report resources held by the County in a purely custodial capacity (assets equal liabilities). Agency funds involve only the receipt, temporary investment, and remittance of fiduciary resources to individuals, or other governments.*

**OKLAHOMA COUNTY, OKLAHOMA**  
**STATEMENT OF FIDUCIARY NET POSITION**  
**FIDUCIARY FUNDS**  
**JUNE 30, 2022**

	Custodial Funds						
	Schools	Cities and Towns	Health Department	Unapportioned Tax	Protest Tax	Excess Resale	Foreign Mortgage Tax
<b>Assets</b>							
Cash and investments	\$ 4,386,198	\$ 970,073	\$ 469,780	\$ 373,246	\$ 1,913,226	\$ 4,738,029	\$ 543
Property taxes receivable, net	35,719,893	7,133,424	1,096,037	-	-	-	-
Due from other governments	62,561	1,214,457	-	-	-	-	-
<b>Total assets</b>	<u>\$ 40,168,652</u>	<u>\$ 9,317,955</u>	<u>\$ 1,565,817</u>	<u>\$ 373,246</u>	<u>\$ 1,913,226</u>	<u>\$ 4,738,029</u>	<u>\$ 543</u>
<b>Liabilities</b>							
Accounts payable	-	-	-	-	-	-	-
Due to other governments	40,168,652	9,317,955	1,565,817	373,246	-	-	543
<b>Total liabilities</b>	<u>\$ 40,168,652</u>	<u>\$ 9,317,955</u>	<u>\$ 1,565,817</u>	<u>\$ 373,246</u>	<u>\$ -</u>	<u>\$ -</u>	<u>\$ 543</u>
<b>Net Position</b>							
Restricted for							
Individuals, organization, other governments	\$ -	\$ -	\$ -	\$ -	\$ 1,913,226	\$ 4,738,029	\$ -
<b>Total Net Position</b>	<u>\$ -</u>	<u>\$ -</u>	<u>\$ -</u>	<u>\$ -</u>	<u>\$ 1,913,226</u>	<u>\$ 4,738,029</u>	<u>\$ -</u>

**OKLAHOMA COUNTY, OKLAHOMA**  
**STATEMENT OF FIDUCIARY NET POSITION**  
**FIDUCIARY FUNDS**  
**JUNE 30, 2022**

	Custodial Funds					
	Court Clerk Revolving Fund	Court Clerk Records Mgmt & Preservation	Special Work Restitution	Drug Court Contribution	Mental Health Court Fund	Veteran Treatment Court Admin
<b>Assets</b>						
Cash and investments	\$ -	\$ 549,665	\$ 89,074	\$ 82,550	\$ 322,947	\$ 88,910
Property taxes receivable, net	-	-	-	-	-	-
Due from other governments	-	-	-	-	-	-
<b>Total assets</b>	<b>\$ -</b>	<b>\$ 549,665</b>	<b>\$ 89,074</b>	<b>\$ 82,550</b>	<b>\$ 322,947</b>	<b>\$ 88,910</b>
<b>Liabilities</b>						
Accounts payable	-	-	-	-	-	-
Due to other governments	-	-	-	-	-	-
<b>Total liabilities</b>	<b>\$ -</b>	<b>\$ -</b>	<b>\$ -</b>	<b>\$ -</b>	<b>\$ -</b>	<b>\$ -</b>
<b>Net Position</b>						
Restricted for						
Individuals, organization, other governments	\$ -	\$ 549,665	\$ 89,074	\$ 82,550	\$ 322,947	\$ 88,910
<b>Total Net Position</b>	<b>\$ -</b>	<b>\$ 549,665</b>	<b>\$ 89,074</b>	<b>\$ 82,550</b>	<b>\$ 322,947</b>	<b>\$ 88,910</b>

**OKLAHOMA COUNTY, OKLAHOMA**  
**STATEMENT OF FIDUCIARY NET POSITION**  
**FIDUCIARY FUNDS**  
**JUNE 30, 2022**

	Custodial Funds			
	Public Defender Specialty Court	Law Library	Depository Funds	Total Custodial Funds
<b>Assets</b>				
Cash and investments	\$ 220,595	\$ 279,373	\$ 39,451,268	\$ 53,935,476
Property taxes receivable, net	-	-	-	43,949,354
Due from other governments	-	-	-	1,277,019
<b>Total assets</b>	<b>\$ 220,595</b>	<b>\$ 279,373</b>	<b>\$ 39,451,267</b>	<b>\$ 99,161,847</b>
<b>Liabilities</b>				
Accounts payable	-	19,413	-	19,413
Due to other governments	-	-	-	51,426,213
<b>Total liabilities</b>	<b>\$ -</b>	<b>\$ 19,413</b>	<b>\$ -</b>	<b>\$ 51,445,626</b>
<b>Net Position</b>				
Restricted for				
Individuals, organization, other governments	\$ 220,595	\$ 259,960	\$ 39,451,267	\$ 47,716,221
<b>Total Net Position</b>	<b>\$ 220,595</b>	<b>\$ 259,960</b>	<b>\$ 39,451,267</b>	<b>\$ 47,716,221</b>

**OKLAHOMA COUNTY, OKLAHOMA  
STATEMENT OF CHANGES IN FIDUCIARY NET POSITION  
FOR THE YEAR ENDED JUNE 30, 2022**

	Custodial Funds						
	Schools	Cities and Towns	Health Department	Unapportioned Tax	Protest Tax	Excess Resale	Foreign Mortgage Tax
<b>Additions</b>							
Property tax collections for other governments	\$ 719,209,948	\$ 138,195,874	\$ 21,311,266	\$ 33,484,054	\$ 4,746,650	\$ 4,028,589	\$ -
Other taxes and fees for other governments	388,309	9,832,324	-	-	-	-	-
Property tax collections by individuals	-	-	-	-	425,429	-	-
Held for individuals	-	-	-	-	-	-	-
<b>Total Additions</b>	<u>\$ 719,598,257</u>	<u>\$ 148,028,198</u>	<u>\$ 21,311,266</u>	<u>\$ 33,484,054</u>	<u>\$ 5,172,079</u>	<u>\$ 4,028,589</u>	<u>\$ -</u>
<b>Deductions</b>							
Benefits							
Administrative expenses	-	-	-	-	-	-	-
Payments of property tax to other governments	719,209,948	138,195,874	21,311,266	33,484,054	5,164,394	3,956,537	-
Payments of other taxes and fees to other governments	388,309	9,832,324	-	-	-	-	-
Property tax payments to individuals	-	-	-	-	4,530	-	-
Payments to individuals	-	-	-	-	-	-	-
<b>Total Deductions</b>	<u>\$ 719,598,257</u>	<u>\$ 148,028,198</u>	<u>\$ 21,311,266</u>	<u>\$ 33,484,054</u>	<u>\$ 5,168,924</u>	<u>\$ 3,956,537</u>	<u>\$ -</u>
<b>Change in Net Position</b>	-	-	-	-	3,155	72,052	-
<b>Net Position</b>							
Beginning of year	-	-	-	-	1,910,070	4,665,977	-
End of year	<u>\$ -</u>	<u>\$ -</u>	<u>\$ -</u>	<u>\$ -</u>	<u>\$ 1,913,226</u>	<u>\$ 4,738,029</u>	<u>\$ -</u>

**OKLAHOMA COUNTY, OKLAHOMA**  
**STATEMENT OF CHANGES IN FIDUCIARY NET POSITION**  
**FOR THE YEAR ENDED JUNE 30, 2022**

	Custodial Funds						
	Court Clerk Revolving Fund	Court Clerk Records Mgmt & Preservation	Special Work Restitution	Drug Court Contribution	Mental Health Court Fund	Veteran Treatment Court Admin	Public Defender Specialty Court
<b>Additions</b>							
Property tax collections for other governments	\$ -	\$ -	\$ -	\$ -	\$ -	\$ -	\$ -
Other taxes and fees for other governments	-	579,923	-	-	394,974	130,337	165,595
Property tax collections by individuals	-	-	-	-	-	-	-
Held for individuals	-	-	-	70,954	-	-	-
<b>Total Additions</b>	<u>\$ -</u>	<u>\$ 579,923</u>	<u>\$ -</u>	<u>\$ 70,954</u>	<u>\$ 394,974</u>	<u>\$ 130,337</u>	<u>\$ 165,595</u>
<b>Deductions</b>							
Benefits							
Administrative expenses	579,298	946,033	-	-	103,273	150,632	-
Payments of property tax to other governments	-	-	-	-	-	-	-
Payments of other taxes and fees to other governments	-	-	-	-	-	-	-
Property tax payments to individuals	-	-	-	-	-	-	-
Payments to individuals	-	-	-	-	-	-	-
<b>Total Deductions</b>	<u>\$ 579,298</u>	<u>\$ 946,033</u>	<u>\$ -</u>	<u>\$ -</u>	<u>\$ 103,273</u>	<u>\$ 150,632</u>	<u>\$ -</u>
<b>Change in Net Position</b>	(579,298)	(366,110)	-	70,954	291,701	(20,295)	165,595
<b>Net Position</b>							
Beginning of year	579,298	915,775	89,074	11,596	31,246	109,205	55,000
End of year	<u>\$ -</u>	<u>\$ 549,665</u>	<u>\$ 89,074</u>	<u>\$ 82,550</u>	<u>\$ 322,947</u>	<u>\$ 88,910</u>	<u>\$ 220,595</u>

**OKLAHOMA COUNTY, OKLAHOMA  
STATEMENT OF CHANGES IN FIDUCIARY NET POSITION  
FOR THE YEAR ENDED JUNE 30, 2022**

Custodial Funds

	Law Library	Depository Funds	Total Custodial Funds
<b>Additions</b>			
Property tax collections for other governments	\$ -	\$ -	\$ 920,976,381
Other taxes and fees for other governments	434,109	25,564,618	37,490,189
Property tax collections by individuals	-	-	425,429
Held for individuals	-	69,486,779	69,557,733
<b>Total Additions</b>	<u>\$ 434,109</u>	<u>\$ 95,051,397</u>	<u>\$ 1,028,449,731</u>
<b>Deductions</b>			
Benefits			-
Administrative expenses	371,956	-	2,151,192
Payments of property tax to other governments	-	-	921,322,073
Payments of other taxes and fees to other governments	-	26,148,898	36,369,531
Property tax payments to individuals	-	-	4,530
Payments to individuals	-	61,764,809	61,764,809
<b>Total Deductions</b>	<u>\$ 371,956</u>	<u>\$ 87,913,707</u>	<u>\$ 1,021,612,135</u>
<b>Change in Net Position</b>	62,153	7,137,690	6,837,596
<b>Net Position</b>			
Beginning of year	197,806	32,313,577	40,878,625
End of year	<u>\$ 259,960</u>	<u>\$ 39,451,267</u>	<u>\$ 47,716,221</u>

# *Statistical Section*

---

*This part of Oklahoma County's comprehensive annual financial report presents detailed information as a context for understanding what the information in the financial statements, note disclosures, and required supplementary information says about the County's overall financial health.*

***Financial Trends*** – *These schedules contain trend information to help the reader understand how the County's financial performance and well-being have changed over time.*

***Revenue Capacity*** – *These schedules contain information to help the reader assess the government's most significant local revenue source, the property tax trend information to help the reader understand how the government's financial performance and well-being have changed over time.*

***Debt Capacity*** – *These schedules present information to help the reader assess the affordability of the County's current levels of outstanding debt and the government's ability to issue additional debt in the future.*

***Demographic and Economic Information*** – *These schedules offer demographic and economic indicators to help the reader understand the environment within which the County's financial activities take place.*

***Operating Information*** – *These schedules contain service and infrastructure data to help the reader understand how the information in the County's financial report relates to the services the County provides and the activities it performs.*



**OKLAHOMA COUNTY, OKLAHOMA**  
**NET POSITION BY COMPONENT**  
**LAST TEN FISCAL YEARS**  
**(accrual basis of accounting)**  
**(Unaudited)**

	Fiscal Year									
	2013	2014	2015	2016	2017	2018	2019	2020 (Restated)	2021	2022
Governmental activities										
Net investment in capital assets	\$105,358,595	\$110,347,311	\$107,828,840	\$113,113,333	\$104,978,167	\$106,519,313	\$113,390,221	\$111,065,709	\$103,700,037	\$108,200,418
Restricted	45,743,318	47,520,700	43,945,301	43,167,865	39,272,522	41,005,634	41,402,164	92,450,265	132,776,084	43,583,783
Unrestricted	(100,661,362)	(109,368,111)	(138,300,126)	(148,257,494)	(141,250,554)	(462,572,063)	(456,916,723)	(462,382,839)	(444,465,096)	(428,838,531)
Total governmental activities net position	<u>\$50,440,551</u>	<u>\$48,499,900</u>	<u>\$13,474,015</u>	<u>\$8,023,704</u>	<u>\$3,000,134</u>	<u>(\$315,047,117)</u>	<u>(\$302,124,338)</u>	<u>(\$258,866,865)</u>	<u>(\$207,988,975)</u>	<u>(\$277,054,330)</u>
Business-type activities										
Net investment in capital assets	1,775,469	2,501,741	3,054,995	3,308,549	3,596,867	3,484,802	4,298,430	4,691,578	6,204,985	5,520,107
Restricted	3,754,058	3,392,679	5,598,302	7,051,932	7,289,385	7,629,884	7,780,938	7,142,964	7,599,302	7,801,832
Unrestricted										
Total business-type activities net position	<u>\$5,529,527</u>	<u>\$5,894,419</u>	<u>\$8,653,297</u>	<u>\$10,360,481</u>	<u>\$10,886,252</u>	<u>\$11,114,686</u>	<u>\$12,079,368</u>	<u>\$11,834,542</u>	<u>\$13,804,288</u>	<u>\$13,321,939</u>
Primary government										
Net investment in capital assets	\$107,134,064	\$112,849,051	\$110,883,835	\$116,421,882	\$108,575,033	\$110,004,114	\$117,688,650	\$115,757,286	\$109,905,022	\$113,720,525
Restricted	49,497,376	50,913,379	49,543,603	50,219,797	46,561,906	48,635,518	49,183,102	99,593,229	140,375,387	51,385,615
Unrestricted	(100,661,362)	(109,368,111)	(138,300,126)	(148,257,494)	(141,250,554)	(462,572,063)	(456,916,723)	(462,382,839)	(444,465,096)	(428,838,531)
Total primary government net position	<u>\$55,970,078</u>	<u>\$54,394,319</u>	<u>\$22,127,312</u>	<u>\$18,384,185</u>	<u>\$13,886,386</u>	<u>(\$303,932,430)</u>	<u>(\$290,044,970)</u>	<u>(\$247,032,323)</u>	<u>(\$194,184,687)</u>	<u>(\$263,732,391)</u>

- Notes:
1. County's total unrestricted net position dropped in 2009 as a result of two long-term obligations incurred that have no corresponding assets:
    - (1) the issuance of long-term bonds whose proceeds were used to acquire property and facilities that were transferred to the federal government for economic development purposes, and
    - (2) long-term net obligations related to OPEB for which no advance-funded plan assets have been set aside.

**OKLAHOMA COUNTY, OKLAHOMA**  
**CHANGES IN NET POSITION**  
**LAST TEN FISCAL YEARS**  
**(accrual basis of accounting)**  
**(Unaudited)**

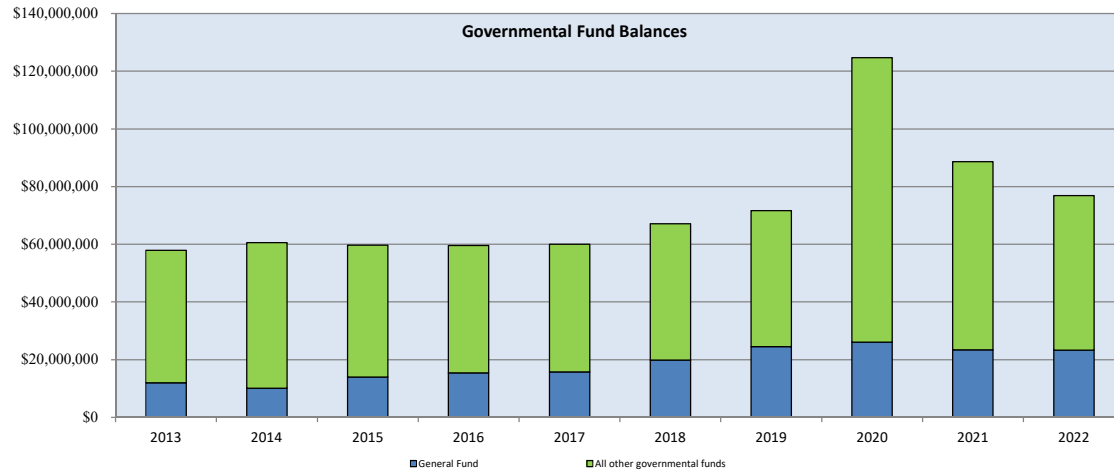
<b>Expenses</b>	2013	2014	2015	2016	2017	2018	2019	2020	2021	2022
<b>Governmental activities:</b>										
General government	\$ 52,166,556	\$ 51,860,024	\$ 57,511,635	\$ 56,339,505	\$ 61,206,434	\$ 72,658,454	\$ 58,352,546	\$ 59,441,171	\$ 141,444,380	\$ 99,950,209
Public safety	67,463,248	66,795,483	64,287,273	65,642,428	62,694,490	62,135,892	60,537,502	58,956,199	22,769,988	25,682,039
Health and welfare	1,892,392	1,934,678	1,976,388	2,073,301	2,068,627	2,017,537	2,165,410	2,144,730	1,736,479	2,003,700
Culture and recreation	62,201	62,061	62,213	62,122	62,095	62,144	62,054	61,982	54,694	68,133
Education	525,380	496,255	465,067	466,860	447,049	-	-	-	-	-
Roads and highways	15,124,244	17,666,192	17,111,585	16,594,355	15,754,950	14,032,166	17,539,833	18,387,442	19,307,186	20,903,282
Economic development	-	-	12,501,200	-	-	-	9,750	-	566,451	2,900
Interest on long term debt	2,382,629	2,096,881	1,987,523	1,873,996	1,431,379	1,225,929	1,651,616	1,164,001	812,206	335,132
Total governmental activities expenses	<u>\$139,616,651</u>	<u>\$140,911,574</u>	<u>\$155,902,884</u>	<u>\$143,052,567</u>	<u>\$143,665,024</u>	<u>\$152,132,123</u>	<u>\$140,318,710</u>	<u>\$140,155,526</u>	<u>\$ 186,691,383</u>	<u>\$148,945,395</u>
<b>Business-type activities:</b>										
Public Buildings Authority	2,260,912	2,307,974	2,165,386	2,263,666	2,257,969	2,092,697	2,311,987	3,088,148	1,319,115	2,672,579
Total business-type activities expenses	<u>2,260,912</u>	<u>2,307,974</u>	<u>2,165,386</u>	<u>2,263,666</u>	<u>2,257,969</u>	<u>2,092,697</u>	<u>2,311,987</u>	<u>3,088,148</u>	<u>1,319,115</u>	<u>2,672,579</u>
Total primary government expenses	<u>\$141,877,563</u>	<u>\$143,219,548</u>	<u>\$158,068,270</u>	<u>\$145,316,233</u>	<u>\$145,922,993</u>	<u>\$154,224,821</u>	<u>\$142,630,697</u>	<u>\$143,243,674</u>	<u>\$188,010,498</u>	<u>\$151,617,974</u>
<b>Program Revenues</b>										
<b>Governmental activities:</b>										
Charges for services:										
General government	16,368,890	16,773,977	17,950,059	17,168,504	17,356,073	17,735,183	17,934,599	19,681,616	22,037,241	20,764,455
Public safety	19,153,074	19,679,971	17,064,084	15,796,889	12,922,787	11,924,122	10,606,101	10,854,573	5,045,114	6,388,672
Other activities	58,586	54,382	51,776	28,614	26,456	40,528	45,086	41,388	42,712	1,214
Operating grants and contributions	15,387,416	15,996,244	16,344,366	15,110,866	14,988,932	15,608,330	16,537,235	15,055,577	15,998,846	17,435,597
Capital grants and contributions	4,529,963	4,938,396	5,048,759	3,951,796	2,408,393	3,673,943	11,287,195	52,826,778	19,143,565	10,800,829
Total governmental activities program revenues	<u>55,497,929</u>	<u>57,442,971</u>	<u>56,459,045</u>	<u>52,056,669</u>	<u>47,702,640</u>	<u>48,982,105</u>	<u>56,410,216</u>	<u>98,459,932</u>	<u>62,267,480</u>	<u>55,390,767</u>
<b>Business-type activities:</b>										
Charges for services:										
Public Buildings Authority	3,593,103	\$3,733,772	\$ 4,031,727	\$ 4,109,244	\$ 3,883,254	\$ 3,925,823	\$ 3,642,683	\$ 3,389,104	\$ 4,322,501	\$ 3,886,002
Capital grants and contributions	-	366,460	521,341	34,258	-	-	-	-	282,520	-
Total business-type activities program revenues	<u>3,593,103</u>	<u>4,100,232</u>	<u>4,553,068</u>	<u>4,143,502</u>	<u>3,883,254</u>	<u>3,925,823</u>	<u>3,642,683</u>	<u>3,389,104</u>	<u>4,605,021</u>	<u>3,886,002</u>
Total primary government program revenues	<u>\$59,091,032</u>	<u>\$61,543,203</u>	<u>\$61,012,112</u>	<u>\$56,200,170</u>	<u>\$51,585,894</u>	<u>\$52,907,928</u>	<u>\$60,052,899</u>	<u>\$101,849,036</u>	<u>\$66,872,501</u>	<u>\$59,276,769</u>

**OKLAHOMA COUNTY, OKLAHOMA**  
**CHANGES IN NET POSITION**  
**LAST TEN FISCAL YEARS**  
**(accrual basis of accounting)**  
**(Unaudited)**

	2013	2014	2015	2016	2017	2018	2019	2020	2021	2022
Net (expense)/revenue										
Governmental activities	(\$84,118,722)	(\$83,468,603)	(\$99,443,840)	(\$90,995,899)	(\$95,962,384)	(\$103,150,018)	(\$83,908,495)	(\$41,695,594)	(\$124,423,903)	(\$93,554,628)
Business-type activities	4,239,587	1,792,258	2,387,682	1,879,836	1,625,285	1,833,126	1,330,696	300,957	3,285,906	1,213,422
Total primary government net expense	<u>(\$79,879,136)</u>	<u>(\$81,676,345)</u>	<u>(\$97,056,158)</u>	<u>(\$89,116,063)</u>	<u>(\$94,337,099)</u>	<u>(\$101,316,893)</u>	<u>(\$82,577,799)</u>	<u>(\$41,394,638)</u>	<u>(\$121,137,997)</u>	<u>(\$92,341,206)</u>
<b>General Revenues and Other Changes in Net Position</b>										
Governmental activities:										
Taxes										
Property taxes	78,230,166	79,397,509	78,460,450	84,899,879	88,938,842	88,823,133	94,409,119	97,604,932	101,300,101	99,600,825
Investment earnings	171,170	179,565	119,814	184,080	296,836	682,002	1,804,545	953,791	211,399	223,155
Miscellaneous	269,699	173,078	198,796	291,379	509,258	172,513	242,610	742,421	2,271,029	339,678
Gain (Loss) on sale of capital assets	1,852,500	350,000	809,668	-2,557	93,879	14,456	0	-	(5,332,595)	71,718
Special items - Transfer of operations	-	-	-	-	-	-	-	-	(1,910,445)	-
Transfers	515,000	1,427,800	(371,465)	172,806	1,100,000	1,608,250	375,000	553,375	1,316,200	1,700,000
Total governmental activities	<u>81,038,535</u>	<u>81,527,952</u>	<u>79,217,263</u>	<u>85,545,587</u>	<u>90,938,814</u>	<u>91,300,353</u>	<u>96,831,274</u>	<u>99,854,519</u>	<u>97,855,689</u>	<u>101,935,376</u>
Business-type activities										
Investment earnings	2,416	434	-270	152	484	3,559	8,984	7,592	40	4,228
Miscellaneous										
Transfers	(515,000)	(1,427,800)	371,465	(172,806)	(1,100,000)	(1,608,250)	(375,000)	(553,375)	(1,316,200)	(1,700,000)
Total business-type activities	<u>(512,584)</u>	<u>(1,427,366)</u>	<u>371,194</u>	<u>(172,654)</u>	<u>(1,099,516)</u>	<u>(1,604,692)</u>	<u>(366,016)</u>	<u>(545,783)</u>	<u>(1,316,160)</u>	<u>(1,695,772)</u>
Total primary government	<u>\$80,525,951</u>	<u>\$80,100,586</u>	<u>\$79,588,458</u>	<u>\$85,372,933</u>	<u>\$89,839,299</u>	<u>\$89,695,662</u>	<u>\$96,465,258</u>	<u>\$99,308,737</u>	<u>\$96,539,530</u>	<u>\$100,239,604</u>
<b>Change in Net Position</b>										
Governmental activities	(\$3,080,187)	(\$1,940,651)	(\$20,226,577)	(\$5,450,311)	(\$5,023,570)	(\$11,849,665)	\$12,922,779	\$58,158,925	(\$26,568,213)	\$8,380,748
Business-type activities	3,727,003	364,892	2,758,876	1,707,182	525,770	228,434	964,680	(244,826)	1,969,746	(482,350)
Total primary government	<u>\$646,816</u>	<u>(\$1,575,759)</u>	<u>(\$17,467,701)</u>	<u>(\$3,743,130)</u>	<u>(\$4,497,800)</u>	<u>(\$11,621,231)</u>	<u>\$13,887,459</u>	<u>\$57,914,099</u>	<u>(\$24,598,467)</u>	<u>\$7,898,398</u>

**OKLAHOMA COUNTY, OKLAHOMA  
FUND BALANCES OF GOVERNMENTAL FUNDS  
LAST TEN FISCAL YEARS  
(modified accrual basis of accounting)  
(Unaudited)**

	Fiscal Year									
	2013	2014	2015	2016	2017	2018	2019	2020	2021	2022
<b>General Fund</b>										
Nonspendable	\$ 259,950	\$ 330,715	\$ 348,195	\$ 305,459	\$ 323,959	\$ 300,618	\$ 337,058	\$ 296,839	\$ 221,370	\$ 90,769
Restricted	-	-	-	-	-	-	-	-	-	-
Committed	1,167,025	242,730	2,265,407	2,350,388	2,087,142	2,187,731	3,207,628	2,661,805	3,728,016	3,566,507
Assigned	309,840	267,415	351,307	1,502,820	1,529,435	3,263,025	2,474,535	1,843,828	925,191	1,681,802
Unassigned	10,284,244	9,199,799	10,964,914	11,315,267	11,782,908	14,061,002	18,517,990	21,236,476	18,554,809	17,917,287
<b>Total general fund</b>	<b>\$12,021,059</b>	<b>\$10,040,659</b>	<b>\$13,929,823</b>	<b>\$15,473,934</b>	<b>\$15,723,444</b>	<b>\$19,812,376</b>	<b>\$24,537,211</b>	<b>\$26,038,948</b>	<b>\$23,429,386</b>	<b>\$23,256,365</b>
<b>All Other Governmental Funds</b>										
Nonspendable	\$ 1,078,205	\$ 1,135,226	\$ 1,089,104	\$ 1,201,253	\$ 1,105,814	\$ 798,738	\$ 906,413	\$ 1,071,154	\$ 843,153	\$ 889,667
Restricted	43,295,149	43,236,644	41,018,659	41,339,676	40,503,738	42,342,031	43,793,703	93,774,800	57,806,717	48,619,438
Committed	584,159	384,282	184,281	174,393	-	-	-	-	-	-
Assigned	952,733	5,773,703	3,452,943	1,444,388	2,676,509	4,221,227	2,425,519	3,831,939	6,519,161	4,138,175
<b>Total all other governmental funds</b>	<b>\$45,910,246</b>	<b>\$50,529,855</b>	<b>\$45,744,987</b>	<b>\$44,159,710</b>	<b>\$44,286,062</b>	<b>\$47,361,996</b>	<b>\$47,125,634</b>	<b>\$98,677,895</b>	<b>\$ 65,169,031</b>	<b>\$ 53,647,280</b>



Notes:  
The County implemented GASB Statement No. 54 in 2011, under which governmental fund balances are reported as nonspendable, restricted, committed, assigned, unassigned compared to reserved and unreserved reported in prior years.

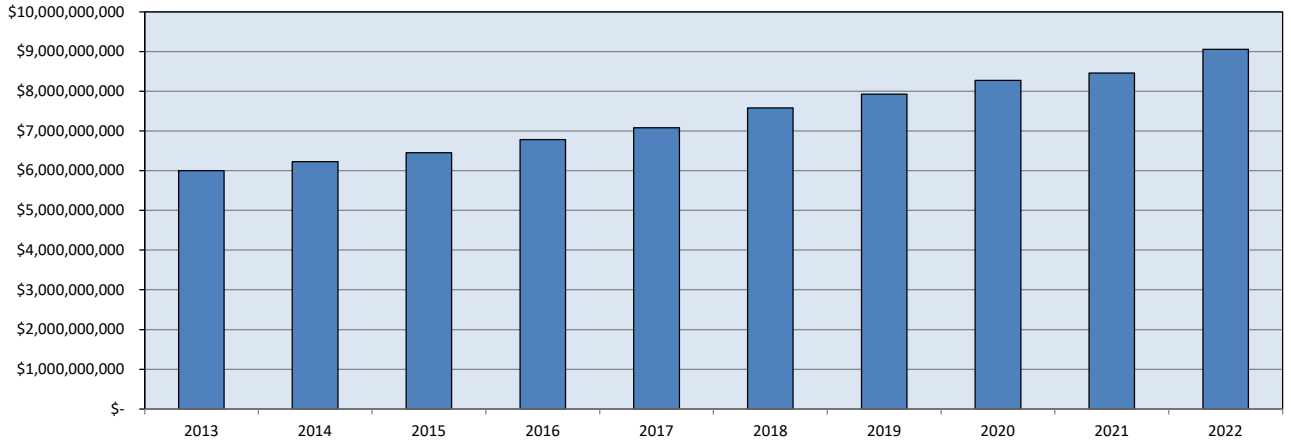
**OKLAHOMA COUNTY, OKLAHOMA**  
**CHANGES IN FUND BALANCES OF GOVERNMENTAL FUNDS**  
**LAST TEN FISCAL YEARS**  
**(accrual basis of accounting)**  
**(Unaudited)**

	Fiscal Year									
	2013	2014	2015	2016	2017	2018	2019	2020	2021	2022
<b>Revenues</b>										
Property taxes, other and Resale	\$ 78,094,355	\$ 78,866,753	\$ 80,060,308	\$ 84,662,168	\$ 88,821,927	\$ 88,819,468	\$ 94,027,764	\$ 97,332,755	\$ 101,924,589	\$ 99,633,191
Charges for services	16,114,163	16,376,218	17,021,275	16,839,554	17,320,980	16,920,447	17,096,408	17,725,147	16,915,008	18,109,636
Intergovernmental revenues	35,505,187	39,618,012	35,078,160	32,010,364	28,797,248	29,796,705	28,529,561	77,219,297	41,017,637	34,429,490
Interest income	347,466	504,555	149,825	279,899	394,927	794,239	2,100,815	1,180,438	218,650	207,545
Lease Revenue	-	-	-	0	0	0	0	0	0	475,781
Miscellaneous revenue	3,774,218	3,443,204	4,618,528	3,298,463	1,980,822	1,783,686	2,586,557	4,628,041	6,018,365	2,912,033
Total revenues	<u>133,835,389</u>	<u>138,808,742</u>	<u>136,928,097</u>	<u>137,090,448</u>	<u>137,315,903</u>	<u>138,114,544</u>	<u>144,341,106</u>	<u>198,085,678</u>	<u>166,094,249</u>	<u>155,767,676</u>
<b>Expenditures</b>										
General government	44,497,408	47,347,182	46,757,452	49,749,912	54,301,766	57,595,717	52,440,626	55,923,761	143,946,194	101,949,665
Public safety	55,205,047	56,405,680	53,909,346	55,004,206	51,922,271	50,249,639	53,570,066	53,611,576	25,893,938	26,388,748
Health and welfare	1,708,935	1,795,454	1,839,346	1,927,757	1,919,884	1,861,115	2,069,604	2,071,763	1,901,718	2,168,436
Culture and recreation	62,201	62,061	62,213	62,122	62,095	62,144	62,054	61,982	54,694	68,133
Education	496,969	458,057	432,407	445,916	437,458	0	-	-	-	-
Roads and highways	10,408,226	12,491,425	11,117,090	10,662,317	9,690,013	7,734,107	11,947,109	12,596,452	14,485,085	14,212,269
Economic Development	-	-	10,000,000	-	-	-	-	-	-	-
Debt service										
Principal	8,554,643	8,448,294	6,942,960	6,715,929	8,181,430	6,815,451	8,649,935	8,437,597	8,373,971	6,172,727
Interest	2,460,784	2,202,253	1,877,799	2,060,613	1,684,289	1,178,729	1,660,296	1,293,102	886,882	549,235
Bond issuance costs	-	-	-	-	-	-	-	-	-	-
Capital outlay	7,821,985	8,631,855	15,968,198	10,690,965	9,934,704	10,763,885	9,827,939	11,588,831	12,111,933	17,964,666
Total expenditures	<u>131,216,199</u>	<u>137,842,261</u>	<u>148,906,812</u>	<u>137,319,737</u>	<u>138,133,911</u>	<u>136,260,787</u>	<u>140,227,629</u>	<u>145,585,064</u>	<u>207,654,415</u>	<u>169,473,878</u>
Excess of revenues over (under) expenditures	<u>2,619,190</u>	<u>966,481</u>	<u>(11,978,715)</u>	<u>(229,289)</u>	<u>(818,008)</u>	<u>1,853,758</u>	<u>4,113,477</u>	<u>52,500,614</u>	<u>(41,560,167)</u>	<u>(13,706,203)</u>
<b>Other financing sources (uses)</b>										
Transfers from other funds	2,129,866	4,724,600	2,488,283	1,826,596	2,874,289	4,241,467	4,512,281	3,376,466	7,161,654	3,700,964
Transfers to other funds	(1,614,866)	(3,296,800)	(2,859,747)	(1,653,790)	(1,774,289)	(2,633,217)	(4,137,281)	(2,823,091)	(5,845,454)	(2,000,964)
Bonds issued	-	-	10,000,000	-	-	-	-	-	-	-
Premiums on bonds	-	-	221,663	-	-	-	-	-	-	-
Capital leases	-	210,472	-	-	-	-	-	-	209,375	-
Note Proceeds	-	-	-	-	-	-	-	-	-	-
Lease proceeds	-	-	-	-	-	-	-	-	-	122,558
Proceeds on judgment obligation	-	-	-	-	-	3,688,402	-	-	-	-
Sale of capital assets	2,006,424	34,452	1,232,807	15,319	93,879	14,456	-	-	3,322,770	189,596
Total other financing sources (uses)	<u>2,521,424</u>	<u>1,672,724</u>	<u>11,083,006</u>	<u>188,125</u>	<u>1,193,879</u>	<u>5,311,108</u>	<u>375,000</u>	<u>553,375</u>	<u>4,848,345</u>	<u>2,012,154</u>
Special Items	-	-	-	-	-	-	-	-	-	-
Net change in fund balances:	<u>\$5,140,613</u>	<u>\$2,639,205</u>	<u>(\$895,709)</u>	<u>(\$41,164)</u>	<u>\$375,871</u>	<u>\$7,164,866</u>	<u>\$4,488,477</u>	<u>\$53,053,989</u>	<u>(\$36,711,822)</u>	<u>(\$11,694,049)</u>
Debt service as a percentage of noncapital expenditures	8.8%	8.1%	6.4%	6.8%	7.6%	6.3%	8.2%	6.9%	4.7%	4.2%

**OKLAHOMA COUNTY, OKLAHOMA**  
**ASSESSED AND ESTIMATED ACTUAL VALUE OF TAXABLE PROPERTY**  
**LAST TEN FISCAL YEARS**  
(Unaudited)

Fiscal Year Ended June 30		Personal	Public Service	Real Estate	Less: Homestead & Veteran Exemption	Total Taxable Assessed Value	Total Direct Tax Rate	Estimated Fair Market Value
13	(1)	898,461,848	427,892,429	4,831,887,091	160,571,420	5,997,669,948	12.04	50,873,388,654
14	(1)	976,782,450	340,700,447	5,066,271,299	160,309,389	6,223,444,807	11.94	53,194,556,494
15	(1)	986,613,751	324,447,133	5,301,843,212	160,339,162	6,452,564,934	11.65	55,336,218,569
16	(1)	1,025,670,373	325,605,684	5,593,522,912	162,052,896	6,782,746,073	11.88	58,261,391,211
17	(1)	1,001,068,398	338,618,697	5,900,673,581	164,826,571	7,075,534,105	11.35	60,906,481,067
18	(1)	975,846,291	337,703,084	6,437,261,036	174,732,916	7,576,077,495	11.71	66,042,729,441
19	(1)	1,017,291,469	324,213,193	6,768,954,734	183,278,446	7,927,180,950	11.56	68,687,143,965
20	(1)	1,053,014,984	346,507,755	7,063,520,162	192,766,096	8,270,276,805	11.45	71,636,136,710
21	(1)	976,909,644	358,287,998	7,331,706,121	208,000,521	8,458,903,242	10.99	74,320,138,020
22	(1)	1,073,269,142	360,917,263	7,837,590,730	220,429,244	9,051,347,891	11.12	78,632,022,981

**Total Taxable Assessed Value**



(1) The assessed valuation of real estate is approximately 11%; and the valuation rates for personal property and for utility assets are approximately 14% and 22.85%, respectively.

Source: Assessed Valuations and Rates Oklahoma County Assessor

**OKLAHOMA COUNTY, OKLAHOMA**  
**PROPERTY TAX RATES (per \$1,000 of assessed value)**  
**DIRECT AND OVERLAPPING GOVERNMENTS**  
**LAST TEN FISCAL YEARS**  
**(Unaudited)**

	Fiscal Year									
	22-23	21-22	20-21	19-20	18-19	17-18	16-17	15-16	14-15	13-14
<b>County Direct Rates</b>										
General Fund	10.35	10.35	10.35	10.35	10.35	10.35	10.35	10.35	10.35	10.35
Sinking Fund	0.77	0.64	1.10	1.21	1.36	1.00	1.53	1.30	1.59	1.69
Total Direct Rates	11.12	10.99	11.45	11.56	11.71	11.35	11.88	11.65	11.94	12.04
<b>Overlapping Rates-County Wide</b>										
County Wide 4-Mill School Levy	4.14	4.14	4.14	4.14	4.14	4.14	4.14	4.14	4.14	4.14
City-County Health Dept	2.59	2.59	2.59	2.59	2.59	2.59	2.59	2.59	2.59	2.59
Metro Library Commission	5.20	5.20	5.20	5.20	5.20	5.20	5.20	5.20	5.20	5.20
Total County-Wide Overlapping Rates	11.93	11.93	11.93	11.93	11.93	11.93	11.93	11.93	11.93	11.93
<b>Overlapping Rates-Cities and Towns</b>										
Bethany	4.59	4.57	5.21	6.76	5.98	6.17	4.30	0.00	0.00	0.00
Choctaw	0.97	1.11	1.28	1.23	1.40	1.47	1.62	3.13	3.42	3.66
Del City	4.11	4.69	4.75	4.76	6.51	5.58	5.77	6.02	7.52	9.01
Edmond	0.00	0.00	0.00	0.00	0.00	0.00	0.00	0.00	0.00	0.00
Harrah	0.00	0.00	0.00	0.00	0.00	0.00	0.00	0.00	0.00	0.00
Midwest City	9.99	9.44	9.76	8.08	0.94	0.92	0.96	5.44	5.78	6.09
Nichols Hills	25.36	25.56	29.11	28.10	29.71	27.06	29.14	26.27	23.70	26.09
Nicomia Park	0.00	0.00	0.00	0.00	0.00	0.00	0.00	0.00	0.00	0.00
Oklahoma City	15.46	14.73	15.23	15.41	15.51	15.26	14.81	15.45	15.99	16.00
Spencer	0.00	0.00	0.00	0.00	0.00	0.00	0.00	0.00	0.00	0.00
The Village	13.08	8.90	6.48	7.17	7.18	0.00	0.00	0.00	0.00	0.00
Warr Acres	12.45	12.27	13.66	14.66	0.00	0.00	0.00	0.00	0.00	0.00
<b>Overlapping Rates-School Districts</b>										
Oklahoma City 89	58.95	59.41	59.44	58.73	58.84	59.36	59.36	59.36	60.39	59.29
Putnam City 1	69.21	68.89	67.38	65.27	65.19	66.02	65.72	62.12	62.99	61.64
Luther 3	52.05	53.50	54.12	54.40	54.50	54.46	54.81	56.48	55.44	53.49
Choctaw-Nicomian Park 4	76.15	76.15	76.15	76.15	76.15	76.17	76.17	76.18	76.19	72.49
Deer Creek 6	76.07	74.29	78.19	79.62	78.72	79.51	78.78	77.31	75.84	78.68
Harrah 7	60.48	60.61	62.81	62.51	64.20	62.51	63.86	62.76	51.04	63.60
Jones 9	69.91	72.33	72.41	75.83	76.53	75.98	75.99	72.56	67.69	67.98
Edmond 12	65.90	65.54	66.34	66.73	67.22	67.09	66.34	66.30	66.25	66.47
Oakdale 29	60.13	60.61	57.20	69.05	68.20	60.09	62.10	62.78	67.41	65.24
Millwood 37	71.09	73.19	73.65	65.55	68.27	67.55	68.64	54.70	55.19	55.41
Western Heights 41	63.85	67.78	63.04	64.21	64.78	65.00	63.77	63.56	64.17	60.07
Midwest City-Del City 52	65.57	68.91	71.23	67.38	66.72	68.54	70.64	70.32	64.96	66.55
Crooked Oak 53	71.60	69.74	72.30	72.44	69.71	69.29	66.19	75.87	62.61	64.28
Crutcho 74	62.85	65.31	66.60	65.90	73.05	71.38	60.51	59.02	59.95	63.87
Bethany 88	76.17	75.88	82.86	75.06	76.41	78.98	81.32	78.68	76.97	75.57
<b>Overlapping Rates-Vo-Tech Schools</b>										
Rose State College	18.03	18.18	18.39	18.54	18.92	19.21	19.65	20.33	17.02	17.10
Okla City Comm College	5.08	5.08	5.08	5.08	5.08	5.08	5.08	5.08	5.08	5.08
Francis Tuttle Career Tech 21	15.69	15.69	15.69	15.69	15.69	15.69	15.69	15.69	15.69	15.69
Metro Tech Career Tech 22	20.17	20.64	21.03	21.37	15.45	15.45	15.45	15.45	15.45	15.45
Eastern Ok Co Area C T 23	15.97	15.99	16.01	16.04	16.06	16.08	16.06	16.11	16.15	16.15
Canadian 22 - Piedmont	76.08	79.89	81.78	76.13	77.43	76.94	73.04	68.01	75.05	77.12
Canadian 69 - Mustang	68.75	68.98	69.45	69.31	71.24	69.90	69.94	70.23	67.76	66.71
Canadian Career Tech 6	16.20	16.27	16.29	16.32	16.43	16.59	16.59	16.56	15.72	15.72
Cleveland 2 - Moore	67.84	67.83	67.74	68.80	70.07	70.24	71.89	67.02	69.69	66.53
Cleveland Career Tech 17	17.98	18.46	18.52	18.70	18.76	18.99	19.09	15.57	15.58	14.58
Pottawatomie 1 - McCloud	54.97	82.66	55.04	57.94	63.80	65.22	54.53	55.73	51.52	52.13
Pottawatomie Career Tech 5	15.47	15.47	15.47	15.47	15.47	15.47	15.47	15.47	15.47	15.47

Source: Certified Levies-Oklahoma County Clerk's office

**OKLAHOMA COUNTY, OKLAHOMA  
PRINCIPAL PROPERTY TAXPAYERS  
JUNE 30, 2022 (Unaudited)**

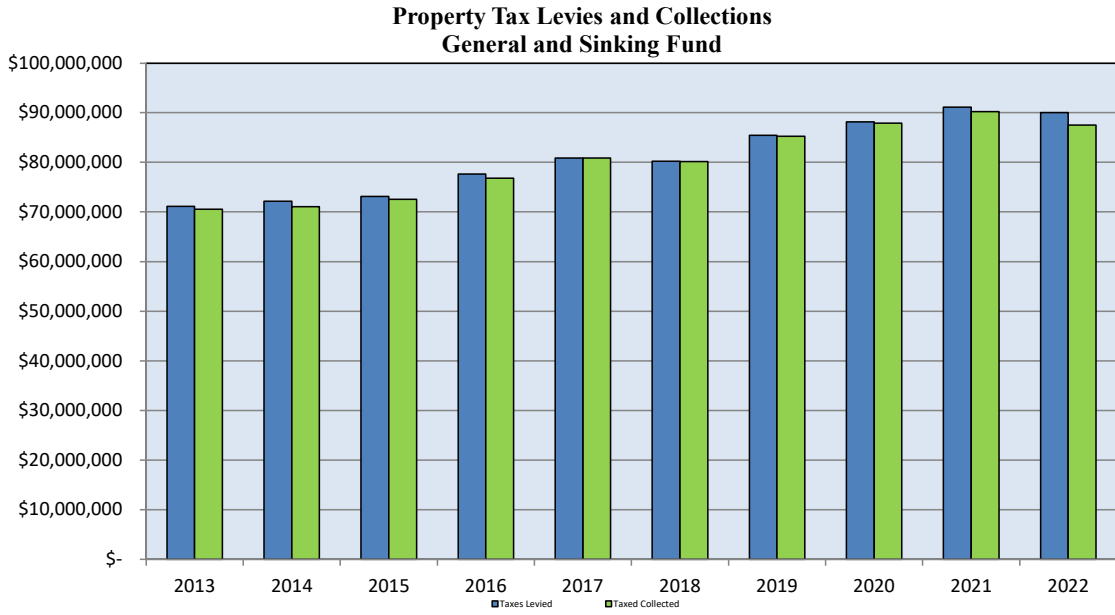
<u>Taxpayer</u>	<u>2022</u>			<u>2013</u>		
	<u>Taxable Assessed Value</u>	<u>Rank</u>	<u>Percentage of Total Taxable Assessed Value</u>	<u>Taxable Assessed Value</u>	<u>Rank</u>	<u>Percentage of Total Taxable Assessed Value</u>
Oklahoma Gas & Electric Company	\$202,518,666	1	2.39%	\$185,825,289	1	3.10%
Hobby Lobby Stores Inc.	52,158,601	2	0.62%	\$32,427,998	4	
Devon Headquarters LLC	50,338,281	3	0.60%	53,563,593	2	0.89%
Oklahoma Natural Gas Co/DIV ONE OK	37,394,195	4	0.44%	36,379,860	3	0.61%
HL American Investments LLC	26,464,284	5	0.31%			
Cox Com Inc.	22,241,180	6	0.26%	14,663,224	8	0.24%
Wal-Mart Stores East Inc	15,740,418	7	\$0.00			0.00%
Southwestern Bell Telephone Co	14,298,875	8	0.17%	28,445,992	5	0.47%
Paycom Payroll LLC	13,485,168	9	0.16%			
Sheridan Redevelopers LLC	13,187,695	10	0.16%			
Penn Square LLC				11,214,175	10	0.19%
Chesapeake Land Company, LLC				15,844,748	7	0.26%
O U Medical Center				13,837,120	9	0.23%
Quad Graphics Inc.				27,515,167	6	0.46%
	<u>\$447,827,363</u>		<u>5.29%</u>	<u>\$419,717,166</u>		<u>6.46%</u>

Source: Oklahoma County Assessor



**OKLAHOMA COUNTY, OKLAHOMA**  
**PROPERTY TAX LEVIES AND COLLECTIONS**  
**LAST TEN FISCAL YEARS**  
(unaudited)

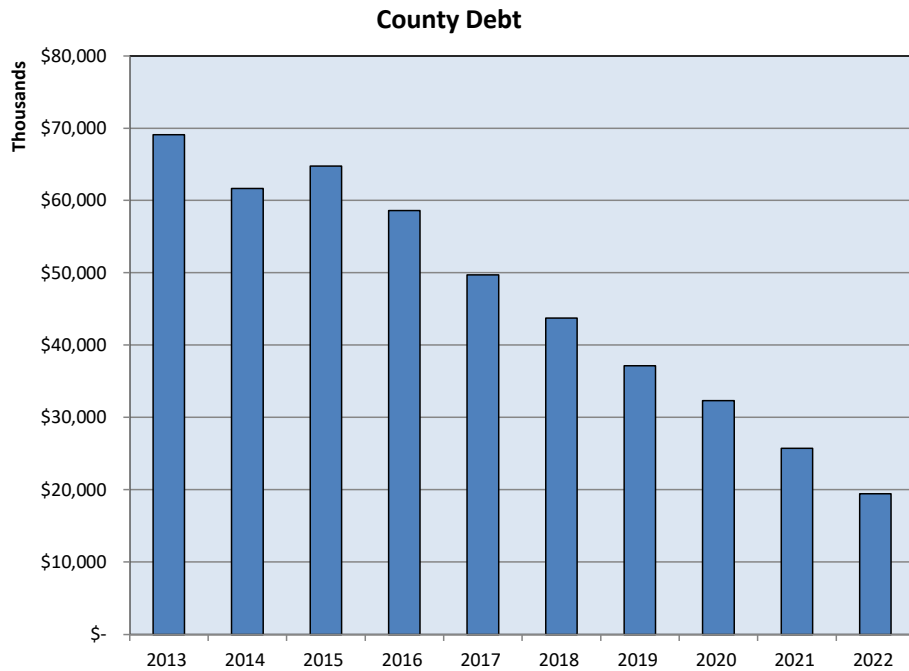
Fiscal Year Ended June 30	Total Tax Levy for Fiscal Year	Collected within the Fiscal Year of the Levy		Collections in Subsequent Years	Total Collections to Date	
		Amount	Percentage of Levy		Amount	Percentage of Levy
2013	71,137,529	68,580,470	96.4%	1,966,627	70,547,097	99.2%
2014	72,171,880	69,295,235	96.0%	1,738,808	71,034,043	98.4%
2015	73,099,520	70,140,433	96.0%	2,379,583	72,520,017	99.2%
2016	77,637,531	74,442,224	95.9%	2,368,713	76,810,937	98.9%
2017	80,870,940	78,424,449	97.0%	2,418,229	80,842,678	100.0%
2018	80,210,935	77,734,831	96.9%	2,425,394	80,160,225	99.9%
2019	85,456,759	82,793,072	96.9%	2,428,915	85,221,987	99.7%
2020	88,184,181	85,319,438	96.8%	2,548,620	87,868,058	99.6%
2021	91,145,274	88,363,582	96.9%	1,822,259	90,185,842	98.9%
2022	90,003,423	87,475,835	97.2%	n/a	87,475,835	97.2%



<sup>1</sup> This schedule is prepared on a cash basis and is, therefore, not necessarily comparable to GAAP-basis financial statements.

**OKLAHOMA COUNTY, OKLAHOMA**  
**RATIOS OF OUTSTANDING DEBT BY TYPE**  
**LAST TEN FISCAL YEARS**  
(Unaudited)

Fiscal Year Ended June 30	Governmental Activities		Business-Type Activities	Total Primary Government	Percentage of Personal Income <sup>1</sup>	Per Capita
	General Obligation Bonds	Notes Payable	Notes Payable			
2013	54,895,928	1,080,571	13,095,000	69,071,499	0.21%	\$93
2014	48,910,389	797,297	11,935,000	61,642,686	0.18%	\$82
2015	53,143,805	281,658	11,320,000	64,745,463	0.18%	\$85
2016	47,175,558	717,002	10,695,000	58,587,560	0.16%	\$75
2017	39,042,311	585,882	10,065,000	49,693,194	0.13%	\$63
2018	33,344,065	981,162	9,425,000	43,750,226	0.11%	\$56
2019	27,645,818	741,222	8,770,000	37,157,040	0.09%	\$47
2020	22,057,571	1,044,403	9,200,000	32,301,974	0.10%	\$49
2021	16,519,324	828,921	8,395,000	25,743,245	0.06%	\$32
2022	11,006,078	660,808	7,765,000	19,431,886	0.04%	\$24



Note: Details regarding the County's outstanding debt can be found in the notes to the financial statements.

<sup>1</sup> See the Schedule of Demographic and Economic Statistics for personal income and population data.

**OKLAHOMA COUNTY**  
**RATIO OF GENERAL BONDED DEBT OUTSTANDING**  
**LAST TEN FISCAL YEARS**  
**(Unaudited)**

<b>Fiscal Year</b>	<b>General Obligation Bonds</b>	<b>Less: Amounts Available in Debt Service Fund</b>	<b>Total</b>	<b>Percentage of Estimated Actual Taxable Value<sup>1</sup> of Property</b>	<b>Per Capita</b>
2013	54,895,928	6,538,041	48,357,887	0.96%	\$68
2014	48,910,389	5,931,192	42,979,197	0.80%	\$63
2015	53,143,805	5,877,462	47,266,343	0.76%	\$54
2016	47,175,558	6,570,345	40,605,213	0.73%	\$53
2017	39,042,311	7,259,723	31,782,588	0.60%	\$41
2018	33,344,065	6,704,079	26,639,986	0.35%	\$34
2019	27,645,818	6,579,215	21,066,603	0.27%	\$27
2020	22,057,571	6,296,175	15,761,396	0.19%	\$20
2021	16,519,324	6,792,679	9,726,645	0.11%	\$12
2022	11,006,078	6,060,181	4,945,897	0.05%	\$6

Note: Details regarding the county's outstanding debt can be found in the notes to the financial statements.

<sup>1</sup>See the Schedule of Assessed Value and Estimated Actual Value of Taxable Property for property value data.

<sup>2</sup>Population data can be found in the Schedule of Demographic and Economic Statistics.

**OKLAHOMA COUNTY, OKLAHOMA**  
**DIRECT AND OVERLAPPING GOVERNMENTAL ACTIVITIES DEBT**  
**JUNE 30, 2022**  
(Unaudited)

	Debt Outstanding	Percent Applicable to Oklahoma County	Amount Applicable to Oklahoma County
<b>Oklahoma County</b>	\$11,666,886	100.00%	\$11,666,886
<b><u>Overlapping Districts</u></b>			
<b>CITIES</b>			
Bethany	6,030,000	100.00%	6,030,000
Choctaw	215,000	100.00%	215,000
Del City	2,220,000	100.00%	2,220,000
Midwest City	55,400,000	100.00%	55,400,000
Nichols Hills	37,830,000	100.00%	37,830,000
Oklahoma City	1,031,170,000	77.72%	801,425,324
The Village	15,700,000	100.00%	15,700,000
Warr Acres	10,740,000	100.00%	10,740,000
<b>SCHOOL DISTRICTS</b>			
Oklahoma City	149,420,000	100.00%	149,420,000
Putnam City	82,985,000	100.00%	82,985,000
Luther	4,900,000	88.87%	4,354,630
Choctaw-Nicoma Park	28,075,000	100.00%	28,075,000
Deer Creek	37,250,000	91.90%	34,232,750
Harrah	5,110,000	88.33%	4,513,663
Jones	4,360,000	100.00%	4,360,000
Edmond	209,435,000	95.41%	199,821,934
Oakdale	5,700,000	100.00%	5,700,000
Millwood	1,550,000	100.00%	1,550,000
Western Heights	34,635,000	100.00%	34,635,000
Midwest City-Del City	44,070,000	96.54%	42,545,178
Crooked Oak	5,785,000	100.00%	5,785,000
Crutcho	450,000	100.00%	450,000
Bethany	1,700,000	100.00%	1,700,000
Eastern Oklahoma County Votech #23	730,000	94.89%	692,697
Rose State College	11,840,000	97.23%	11,512,032
Metro Technology Votech #22	63,000,000	100.00%	63,000,000
Piedmont (Canadian County)*	8,555,000	22.02%	1,883,811
Mustang (Canadian County)*	61,500,000	1.02%	627,300
Canadian Valley VT 6 (Canadian County)*	2,670,000	4.53%	120,951
Moore (Cleveland County)	118,605,000	8.37%	9,927,239
Moore -Norman VT 17 (Cleveland County)	26,700,000	1.10%	293,700
McCloud (Pottawatomie County)	3,980,000	19.21%	764,558
<b>Subtotal Overlapping Districts</b>	<b>2,072,310,000</b>	<b>78.10%</b>	<b>1,618,510,766</b>
<b>TOTAL</b>	<b>\$2,083,976,886</b>		<b>\$1,630,177,652</b>

Source: Estimate of Needs from each City, School, or Joint School District

(continued)

**OKLAHOMA COUNTY, OKLAHOMA**  
**DIRECT AND OVERLAPPING GOVERNMENTAL ACTIVITIES DEBT**  
**JUNE 30, 2022**  
(Unaudited)

<b>Governmental Unit</b>	<b>Debt Outstanding</b>	<b>Estimated Percentage Applicable<sup>1</sup></b>	<b>Estimated Share of Overlapping Debt</b>
Overlapping debt repaid with property taxes: County	\$2,072,310,000	78.1%	\$1,618,510,766
Oklahoma County direct debt	\$11,666,886	100.0%	<u>11,666,886</u>
Total direct and overlapping debt			<u><u>\$1,630,177,652</u></u>

Sources: Assessed value data used to estimate applicable percentages provided by the County Board of Equalization and Assessment. Debt outstanding data provided by the county.

Note: Overlapping governments are those that coincide, at least in part, with the geographic boundaries of the county. This schedule estimates the portion of the outstanding debt of those overlapping governments that is borne by the residents and businesses of Oklahoma County. This process recognizes that, when considering the government's ability to issue and repay long-term debt, the entire debt burden borne by the residents and businesses should be taken into account. However, this does not imply that every taxpayer is a resident, and therefore responsible for repaying the debt, over each overlapping government.

<sup>1</sup>The percentage of overlapping debt applicable is estimated using taxable assessed property values. Applicable percentages were estimated by determining the portion of the county's taxable assessed value that is within the government's boundaries and dividing it by the county's total taxable assessed value.

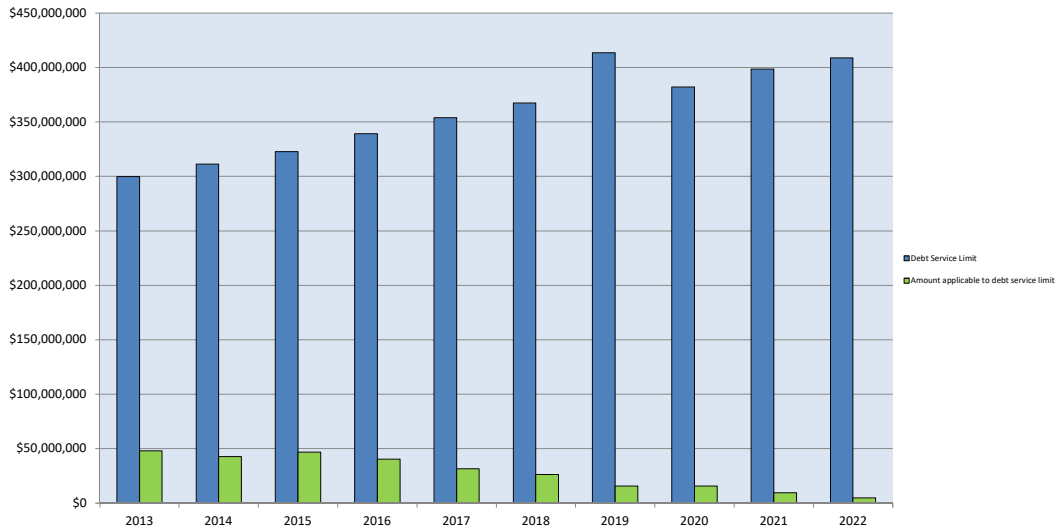
**OKLAHOMA COUNTY  
LEGAL DEBT MARGIN INFORMATION  
LAST TEN FISCAL YEARS  
(Unaudited)**

	2013	2014	2015	2016	2017	2018	2019	2020	2021	2022
Debt limit	\$299,883,497	\$311,172,240	\$322,628,247	\$339,137,304	\$353,776,705	367,523,497	413,513,840	382,261,040	398,500,882	408,833,034
Total net debt applicable to limit	48,021,959	42,673,808	46,797,538	40,194,655	31,430,277	26,345,921	15,583,825	15,583,825	9,587,504	4,884,821
Legal debt margin	\$251,861,538	\$268,498,432	\$275,830,709	\$298,942,649	\$322,346,428	341,177,576	397,930,015	366,677,215	388,913,378	403,948,213
Total net debt applicable to the limit as a percentage of debt limit	16.01%	13.71%	14.51%	11.85%	8.88%	7.17%	3.77%	4.08%	2.41%	1.19%

**Legal Debt Margin Calculation for Fiscal Year 2022**

Assessed value	\$8,383,553,925
Less: exempt real property	(206,893,249)
Total assessed value	<u>\$8,176,660,676</u>
Debt limit (5% of total assessed value)	408,833,034
Debt applicable to limit:	
General obligation bonds	10,945,000
Less: Amount available in Debt Service fund	(6,060,179)
Total net debt applicable to limit	<u>4,884,821</u>
Legal debt margin	<u>\$403,948,213</u>

**Legal Debt Limit**



Note: Under state finance law, Oklahoma County's outstanding general obligation debt should not exceed 5% of total assessed property value. By law, the general obligation debt subject to the limitation may be offset by amounts set aside for repaying general obligation bonds.

**OKLAHOMA COUNTY  
DEMOGRAPHIC AND ECONOMIC STATISTICS  
LAST TEN FISCAL YEARS  
(Unaudited)**

<b>Calendar Year</b>	<b>Population<sup>1</sup></b>	<b>Personal Income</b>	<b>Per Capita Personal Income<sup>2</sup></b>	<b>Median Age<sup>3</sup></b>	<b>Education Level in Years of Formal Schooling<sup>4</sup></b>	<b>School Enrollment<sup>5</sup></b>	<b>Unemployment Rate<sup>6</sup></b>
2013	741,781	\$ 33,440,971,042	\$ 45,082	34.3	85.9%	126,981	5.4%
2014	755,245	\$ 34,047,955,090	\$ 45,082	34.3	85.9%	129,491	5.4%
2015	766,215	\$ 35,693,359,560	\$ 46,584	34.2	86.1%	136,683	4.1%
2016	776,864	\$ 36,515,715,456	\$ 47,004	33.9	86.1%	139,814	5.2%
2017	782,970	\$ 37,141,747,890	\$ 47,437	37.6	86.2%	142,950	5.4%
2018	787,958	\$ 38,599,698,546	\$ 48,987	34.3	86.4%	147,131	5.3%
2019	792,582	\$ 40,233,047,484	\$ 50,762	34.4	86.8%	155,204	3.2%
2020	797,434	\$ 43,476,101,680	\$ 54,520	34.6	87.4%	161,877	6.4%
2021	796,292	\$ 44,779,480,620	\$ 56,235	34.4	88.0%	183,429	5.9%
2022	802,559	\$ 50,682,403,409	\$ 63,151	34.9	88.4%	167,655	2.9%

Data Sources

<sup>1</sup>Bureau of the Census/County Regional Planning Commission

<sup>2</sup>Bureau of Economic Analysis <https://www.bea.gov/data/income-saving/personal-income-county-metro-and-other-areas>

<sup>3</sup>U. S. Census Bureau [https://datacommons.org/ranking/Median\\_Age\\_Person/County/geold/40?h=geold%2F40109](https://datacommons.org/ranking/Median_Age_Person/County/geold/40?h=geold%2F40109)

<sup>4</sup>This column shows the percentage of the County population 25 years and older who are high school graduates or higher. <https://www.oklahoma-demographics.com/oklahoma-county-demographics>

<sup>5</sup>Data provided by State Department of Education. <https://sde.ok.gov/documents/state-student-public-enrollment>

<sup>6</sup>Okla Employment Security Commission <https://oklahoma.gov/content/dam/ok/en/oesc/documents/labor-market/reports/2022/statewide/statewide-report-2022-07-22.pdf>

Note: Population, median age, and education level information are based on surveys conducted during the last qtr of the calendar yr.

Personal income information is a total for the year. Unemployment rate information is an adjusted yearly average.

School enrollment is based on the census at the start of the school year.

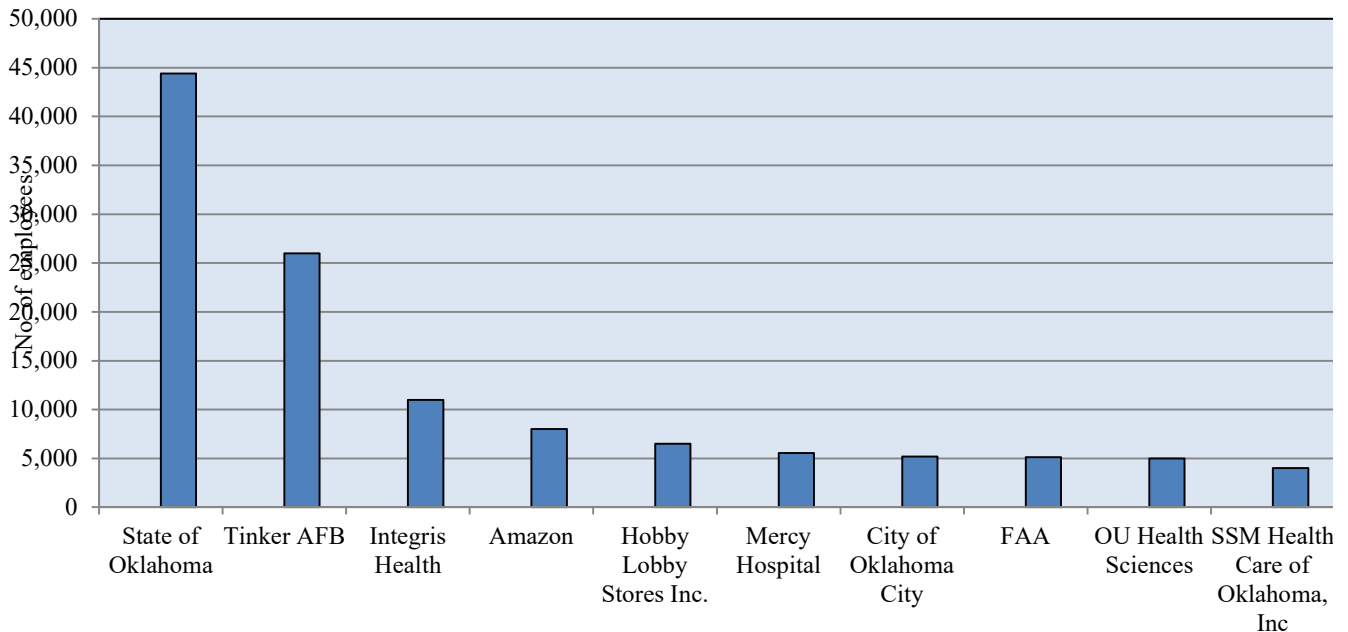
**OKLAHOMA COUNTY  
PRINCIPAL EMPLOYERS  
CURRENT YEAR AND TEN YEARS AGO  
(Unaudited)**

<u>Employer</u>	<u>2022</u>			<u>2013</u>		
	<u>Employees</u>	<u>Rank</u>	<u>% of Total County Employment</u>	<u>Employees</u>	<u>Rank</u>	<u>% of Total County Employment</u>
State of Oklahoma	44,400	1	9.48%	42,100	1	7.04%
Tinker AFB	26,000	2	5.55%	27,000	2	4.52%
Integrus Health	11,000	3	2.35%	6,025	4	1.01%
Amazon	8,000	4	1.71%			
Hobby Lobby Stores Inc.	6,500	5	1.39%	4,000	8	0.67%
Mercy Hospital	5,540	6	1.18%	3450	9	0.58%
City of Oklahoma City	5,200	7	1.11%	5040	5	0.84%
FAA	5,140	8	1.10%	7,500	3	1.25%
OU Health Sciences	5,000	9	1.07%	4,200	6	0.70%
SSM Health Care of Okl.	4,000	10	0.85%			0.00%
Chesapeake Energy				4,000	7	0.67%
OG&E Energy Corp				3,450	10	0.58%

1(468,200) per Bureau of Labor Statistics  
2(597,817) per Bureau of Labor Statistics

<https://www.bls.gov/news.release/cewqtr.t01.htm>

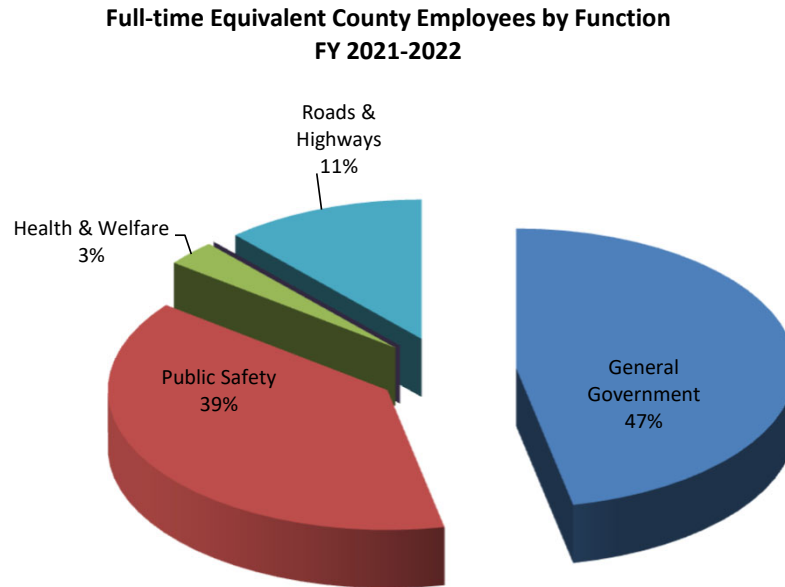
**Principal Employers  
2022**





**OKLAHOMA COUNTY  
FULL-TIME EQUIVALENT COUNTY GOVERNMENT EMPLOYEES BY FUNCTION  
LAST TEN FISCAL YEARS  
(Unaudited)**

<b>Function</b>	<b>As of June 30</b>									
	<b><u>2013</u></b>	<b><u>2014</u></b>	<b><u>2015</u></b>	<b><u>2016</u></b>	<b><u>2017</u></b>	<b><u>2018</u></b>	<b><u>2019</u></b>	<b><u>2020</u></b>	<b><u>2021</u></b>	<b><u>2022</u></b>
General Government	489	344	473	418	427	423	404	399	410	414
Public Safety	960	692	882	776	778	747	778	720	352	343
Health & Welfare	23	23	23	16	15	19	33	30	34	26
Education	1	0	0	0	0	0	0	0	0	0
Roads & Highways	106	98	99	97	94	92	99	100	118	103
<b>Total</b>	<b>1,579</b>	<b>1,157</b>	<b>1,477</b>	<b>1,307</b>	<b>1,314</b>	<b>1,281</b>	<b>1,314</b>	<b>1,249</b>	<b>914</b>	<b>886</b>



Source: Oklahoma County Clerk Payroll Department

**OKLAHOMA COUNTY  
OPERATING INDICATORS BY FUNCTION  
LAST TEN FISCAL YEARS  
(Unaudited)**

<b>Function</b>	<b>12/13</b>	<b>13/14</b>	<b>14/15</b>	<b>15/16</b>	<b>16/17</b>	<b>17/18</b>	<b>18/19</b>	<b>19/20</b>	<b>20/21</b>	<b>21/22</b>
<b>Public Safety</b>										
<b>Sheriff</b>										
Inmates Booked/Released	82,887	84,467	80,661	101,184	86,605	71,255	58,928	51,030	n/a	n/a
Dispatch - Total calls for all agencies	82,055	84,493	65,694	80,090	59,072	53,745	55,944	81,292	95,389	77,240
Civil process served	10,754	11,734	12,139	12,843	10,207	8,319	10,753	13,036	9,795	11,754
Patrol - Calls for service	5,628	7,575	5,536	4,723	5,871	6,252	6,250	42,987	5,535	5,947
Patrol - Miles	793,776	918,261	933,540	861,641	585,241	608,664	604,099	784,093	2,059,412	2,474,772
Warrants/Records Cleared	42,163	44,180	52,941	47,371	45,774	39,334	48,625	48,082	45,000	31,659
<b>Juvenile Bureau</b>										
Dispositions by probation	304	349	289	402	299	990	652	508	215	186
Juveniles referred to intake	1,050	1,185	986	1,001	664	774	515	784	567	675
Probations closed successfully	129	57	26	220	178	245	168	127	102	199
Admissions to Detention	1,184	1,111	815	937	535	819	601	536	454	508
Average daily population	69	49	53	61	62	60	59	45	38	49
<b>Health &amp; Welfare</b>										
<b>Social Services</b>										
Prescriptions filled	20,732	17,531	16,262	12,776	10,253	13,761	9,923	9,278	11,401	9,116
Burial/Cremations provided	197	192	136	125	89	106	116	123	114	152
<b>Culture &amp; Recreation</b>										
<b>Free Fair</b>										
County Fair & Livestock Show	11,000	11,000	12,000	10,000	8,000	6,000	5,000	850	850	850
<b>Road &amp; Highway</b>										
Dist. 1										
Number of road miles constructed or rehabilitate	8	8	3	16	16	16	8	12	18	15
Number of bridges replaced or rehabilitated	3	4	-	4	4	4	2	2	0	1
Dist. 2										
Number of road miles constructed or rehabilitate	15	-	2	10	10	6	3	3	7	9
Number of bridges replaced or rehabilitated	4	5	5	1	1	2	1	1	0	1
Dist. 3										
Number of road miles constructed or rehabilitate	4	3	0.5	4	4	4	8	5	13	5
Number of bridges replaced or rehabilitated	2	2	2	2	2	2	0	0	0	1

Source: Oklahoma County Individual Departments

Data available for nine years and will ultimately include ten years.

**OKLAHOMA COUNTY  
CAPITAL ASSET STATISTICS BY FUNCTION  
LAST TEN FISCAL YEARS  
(Unaudited)**

	13/14	14/15	15/16	Fiscal Year 16/17	17/18	18/19	19/20	20/21	21/22
<b>Public Safety</b>									
Sheriff									
Training Center	1	1	1	1	1	1	1	1	1
Sub-Station	1	1	1	1	1	1	1	1	1
Fleet-Patrol Units	232	240	196	198	201	252	209	163	167
Emergency Management									
Vehicles	36	38	40	42	42	40	36	43	41
Juvenile Bureau									
Vehicles	17	17	18	17	17	14	14	14	13
<b>Health &amp; Welfare</b>									
Social Services									
Vehicles	2	2	2	2	3	3	3	3	5
<b>Road &amp; Highway</b>									
Heavy Equipment	194	136	114	105	105	105	103	89	99
Other vehicles	113	120	119	117	117	121	116	104	104
County shops	3	3	3	3	3	3	3	3	3
	<b>2014</b>	<b>2015</b>	<b>2016</b>	<b>2017</b>	<b>2018</b>	<b>2019</b>	<b>2020</b>	<b>2021</b>	<b>2022</b>
Road miles (based on calendar year)	549	549	549	549	545	532	541	541	538

Source: Oklahoma County Oracle and Munis Inventory Programs  
State of Oklahoma: Strategic Asset Performance Division Road Inventory Branch